



Y92  
1881-92

A









Digitized by the Internet Archive  
in 2010 with funding from  
University of Massachusetts Amherst

SIXTIETH ANNUAL REPORT

OF

THE TRUSTEES

OF THE

*Class.*  
WORCESTER LUNATIC HOSPITAL,

AND

FIFTEENTH ANNUAL REPORT OF THE TRUSTEES

OF THE

WORCESTER INSANE ASYLUM AT WORCESTER,

FOR THE


YEAR ENDING SEPTEMBER 30, 1892.

---

BOSTON:  
WRIGHT & POTTER PRINTING CO., STATE PRINTERS,  
18 POST OFFICE SQUARE.

1893.

*C.*





## OFFICERS OF THE HOSPITAL.

---

### TRUSTEES.

|                               |                |
|-------------------------------|----------------|
| THOMAS H. GAGE, . . . . .     | WORCESTER.     |
| HENRY S. NOURSE, . . . . .    | SO. LANCASTER. |
| ROCKWOOD HOAR, . . . . .      | WORCESTER.     |
| FRANCIS C. LOWELL, . . . . .  | BOSTON.        |
| ELLEN S. HALE, . . . . .      | BOSTON.        |
| FRANCES M. LINCOLN, . . . . . | WORCESTER.     |
| A. GEO. BULLOCK, . . . . .    | WORCESTER.     |

---

### RESIDENT OFFICERS.

|                                       |                                  |
|---------------------------------------|----------------------------------|
| HOSEA M. QUINBY, M.D., . . . . .      | <i>Superintendent.</i>           |
| ALFRED I. NOBLE, M.D., . . . . .      | <i>Assistant Superintendent.</i> |
| FREDERICK H. DANIELS, M.D., . . . . . | <i>Assistant Physician.</i>      |
| LAURE HULME, M.D., . . . . .          | <i>Assistant Physician.</i>      |
| LYMAN A. JONES, M.D., . . . . .       | <i>Assistant Physician.</i>      |
| MAURICE W. PEARSON, M.D., . . . . .   | <i>Assistant Physician.</i>      |
| EDWARD T. CALDWELL, . . . . .         | <i>Steward.</i>                  |
| LILA J. GORDON, . . . . .             | <i>Matron.</i>                   |
| S. JOSEPHINE BRECK, . . . . .         | <i>Clerk.</i>                    |
| HENRY S. GRAVES, . . . . .            | <i>Farmer.</i>                   |

---

### NON-RESIDENT OFFICERS.

|                            |                   |
|----------------------------|-------------------|
| ALBERT WOOD, . . . . .     | <i>Treasurer.</i> |
| GEORGE L. CLARK, . . . . . | <i>Auditor.</i>   |
| KIMBLE R. SMITH, . . . . . | <i>Engineer.</i>  |



# Commonwealth of Massachusetts.

---

## TRUSTEES' REPORT.

---

*To His Excellency the Governor and the Honorable Council.*

The trustees of the Worcester Lunatic Hospital respectfully submit their sixtieth annual report, it being for the year ending Sept. 30, 1892. With it, and as a part of it, they present also the annual reports to the Board, covering the same period, of the treasurer and superintendent, together with the usually forwarded tabular statements; and to these accompanying documents they beg leave to refer any who may be looking for particular and detailed information concerning the operations and results of the year.

In general terms it may be said that the year just closed has been prosperous and successful, and that the service rendered the State has been greater and more valuable than in any corresponding period in the history of the institution.

The statement of the treasurer will be found in all respects satisfactory. It shows that the expenditures for the year have been kept within the receipts, and that the very moderate surplus which it has long been the policy of this Board to maintain, and upon which it relies to meet emergencies and to take advantage of the markets in the purchase of supplies, has been kept up. It shows also that the loan made to the asylum, and mentioned in the last annual report, has been repaid.

The general health of the inmates has been good. There has been little serious sickness, and no epidemic disease. Deaths, of which there have been ninety-eight, have been all, or nearly all, due to causes inherent in the peculiar nature of the malady which originally brought the patients to the hospital.

Good order and correct discipline have prevailed in all departments. Officers and employees in all the various grades of service have been faithful to their duty. Dr.

Quinby, the superintendent, has especially discharged the onerous and oftentimes difficult duties of his position in a manner to deserve and receive the warmest commendation.

Subjects, which the experience of the year has particularly forced upon the consideration of the trustees and superintendent, and which they desire now to bring to the attention of the government, are the crowded condition of the hospital, involving the necessity of devising some measures of relief, and the inadequacy and disrepair of the plumbing in many of the wards, involving the question of some extensive alterations and repairs. The building was originally designed to accommodate four hundred patients. This was the estimate and understanding upon which the plans were approved and accepted by the governor and council, and it was to the accommodation of that number, properly distributed through the wards, that all its arrangements were adapted. Subsequently, however, to the adoption of the plans, there have been added at different times accommodations for two hundred more, by finishing off the attics and building Hooper and Gage halls, so that its proper normal capacity has been brought up to about six hundred. It can accommodate by using rooms originally intended for other purposes, and by putting here and there two patients into space designed for but one, six hundred and fifty, but with this number, which is the maximum of its normal capacity, it is fuller than is desirable or really wise. With any number beyond six hundred and fifty, crowding and discomfort begin, and every department of the management suffers. This is the condition which has prevailed during the past year. The smallest number of patients in the house upon any one day has exceeded the maximum normal capacity by one hundred and sixty-seven, while the largest has exceeded it by two hundred and eighty-three. The daily average for the year has exceeded it by two hundred and seven. The number of patients under treatment has been greater by fifty-seven than in any previous year. Such crowding is exceedingly unfavorable in its effect upon the treatment and comfort and care of individual patients, and is in all respects unwise. The strain upon any appliance, adjusted to the doing of a fixed amount of service, if the service required of it be pushed continually much beyond that amount, is injurious and may

be ruinous. And so here, kitchen, laundry, bakery, plumbing arrangements, etc., being called upon month after month for service very much beyond that for which they were intended, suffer, wear out and fall rapidly into disrepair. Thus, in particular, with the overcrowding, the plumbing of the hospital — water-closets, lavatories, bath-rooms and hot-water arrangements — has proved inadequate, and become so exceedingly worn as to require extensive and costly repair.

The superintendent of the hospital, Dr. Quinby, has given this state of affairs a great deal of study and consideration, and has suggested in his accompanying report some measures which commend themselves very strongly to the favorable opinion of the trustees, and which they are quite desirous of carrying into effect. His plans contemplate first, the erection of a farm building with suitable accommodations for fifty men, to be occupied by patients who regularly work upon the farm, and who require only a minimum of supervision and restraint. Such a building would of course afford relief to the crowded wards to the extent of the number for which it would provide, and would be in this respect a valuable addition to the facilities of the hospital. But it would be also an interesting experiment, taking a considerable number of able-bodied insane men out of the immediate custody of hospital walls, and giving them steady employment, with comparative freedom from restraint, as farm laborers, and would seem in this view even more desirable and attractive.

Dr. Quinby's second suggestion is with relation to alterations and repairs made necessary by the excessive wear and tear of the plumbing; and here he proposes moving the arrangements from their present position in the Phillips, Lincoln, Salisbury and Washburn wards, to new buildings connected with but slightly detached from the present at the rear, and so constructing these additions as to obtain not only larger accommodations but in all respects a better and more adequate system.

In any view these plans and suggestions appear worthy of consideration and trial, and as such are recommended by the Board to the Legislature. For more complete information concerning them, and for an estimate of their cost, reference is respectfully made to Dr. Quinby's report. To carry them

out the trustees will ask for an appropriation by the State; and for such appropriation they will ask with all the greater confidence of having it granted, from the fact that they have never since the occupancy of the new buildings, a period of fifteen years, received any aid of this kind from the Commonwealth, although they have without such assistance kept the hospital in excellent repair, and added immensely, not only to its facilities for the reception and care of patients, but to the property of the State.

It is agreeable, after the lapse of thirteen years, to refer again to the hospital library, to the establishment of which in 1879 the trustees set apart permanently the Wheeler and Lewis funds. That foundation has been a great success. The income of the funds supplies abundant and acceptable additions to the library every year, and there are now more than 2,500 well-selected books, 159 new volumes having been added during the past year. That this library is used and appreciated may be inferred from the fact that since Oct. 1, 1891, 6,295 books have been loaned to patients and employees.

Since the last report Dr. Clarence W. Pelton, assistant physician, resigned that office to pursue his professional studies abroad, and the announcement is made with regret that his health failed him while in London, and that though he was able to reach home he lived but a short time after. He was a faithful and intelligent officer. His place here was filled by the appointment of Dr. Lyman A. Jones. Dr. Frederick H. Daniels, also, whose service as assistant physician for several years has been highly regarded, resigned a short time since. His place has not yet been filled. With these exceptions, the official force of the hospital remains as at the close of the last year.

THOMAS H. GAGE.  
HENRY S. NOURSE.  
ROCKWOOD HOAR.  
FRANCIS C. LOWELL.  
ELLEN S. HALE.  
FRANCES M. LINCOLN.  
A. GEORGE BULLOCK.

## VALUE OF PERSONAL ESTATE.

SEPT. 30, 1892.

|  |              |
|--|--------------|
| Live stock on the farm, . . . . .  | \$9,304 00   |
| Produce of the farm on hand, . . . . .                                   | 7,822 90     |
| Carriages and agricultural implements, . . . . .                         | 8,598 67     |
| Machinery and mechanical fixtures, . . . . .                             | 27,774 06    |
| Beds and bedding in inmates' department, . . . . .                       | 29,299 47    |
| Other furniture in inmates' department, . . . . .                        | 21,722 33    |
| Personal property of the State in superintendent's department, . . . . . | 21,520 55    |
| Ready-made clothing, . . . . .   | 1,024 87     |
| Dry goods, . . . . .   | 973 57       |
| Provisions and groceries, . . . . .                                      | 2,081 90     |
| Drugs and medicines, . . . . .   | 850 00       |
| Fuel, . . . . .  | 7,001 80     |
| Library, . . . . .   | 3,275 00     |
| Other supplies undistributed, . . . . .                                  | 5,073 51     |
| Pipes and radiators, . . . . .   | 36,000 00    |
| Total, . . . . .   | \$182,322 63 |

## TREASURER'S REPORT.

*To the Trustees of the Worcester Lunatic Hospital.*

I herewith submit my annual report on the finances of the Worcester Lunatic Hospital for the year ending Sept. 30, 1892 : —

### RECEIPTS.

|   |              |
|---|--------------|
| Cash on hand Sept. 30, 1891, . . . . .                          | \$5,538 84   |
| Received of the Commonwealth for support of patients, . . . . . | 42,430 38    |
| of cities and towns, . . . . .                                  | 78,973 23    |
| of individuals, . . . . .                                       | 40,415 96    |
| for interest, sale of produce, etc., . . . . .                  | 5,240 28     |
| belonging to patients, . . . . .                                | 2,685 32     |
| from Worcester Insane Asylum, — money loaned, . . . . .         | 5,000 00     |
|   | _____        |
| Total, . . . . .  | \$180,284 01 |

The expenditures for the year have been as follows : —

### PROVISIONS.

|  |             |
|--|-------------|
| Flour, . . . . .   | \$6,212 71  |
| Meat, . . . . .  | 11,094 40   |
| Fish, . . . . .  | 3,457 01    |
| Meal for cooking, . . . . .                                | 597 05      |
| Beans, potatoes and other vegetables, . . . . .            | 2,614 96    |
| Sugar, . . . . .   | 2,585 98    |
| Molasses and syrup, . . . . .                              | 476 21      |
| Tea, . . . . .   | 727 34      |
| Coffee, . . . . .  | 1,910 08    |
| Butter, . . . . .  | 10,788 65   |
| Cheese, . . . . .  | 626 51      |
| Fresh fruits, . . . . .                                    | 1,028 38    |
| Eggs, salt and other groceries, . . . . .                  | 5,142 61    |
|  | _____       |
| Total for provisions ( <i>carried forward</i> ), . . . . . | \$47,261 89 |



|                                 |          |              |
|---------------------------------|----------|--------------|
| <i>Amount brought forward,</i>  |          | \$47,261 89  |
| Salaries and wages,             |          | 53,808 94    |
| Grain,                          |          | 488 91       |
| Meal for stock,                 |          | 3,311 10     |
| Hay and pasturage,              |          | 140 00       |
| Furniture,                      |          | 456 35       |
| Crockery and glass,             |          | 1,012 49     |
| Tin ware,                       |          | 126 24       |
| Bedding and beds,               |          | 2,269 50     |
| Straw,                          |          | 141 84       |
| Furnishings, miscellaneous,     |          | 2,019 47     |
| Tools,                          |          | 49 25        |
| Lights,                         |          | 4,040 79     |
| Water,                          |          | 1,925 36     |
| Fuel,                           |          | 11,372 96    |
| Soap,                           |          | 1,273 02     |
| Medical supplies,               |          | 1,273 64     |
| Live stock,                     |          | 2,258 00     |
| Carriages, harnesses, etc.,     |          | 711 18       |
| Blacksmithing,                  |          | 379 53       |
| Plants and seeds,               |          | 323 42       |
| Hardware,                       |          | 412 30       |
| Lumber,                         |          | 539 96       |
| Paints, oils, etc.,             |          | 632 49       |
| Pipe and fittings,              |          | 580 91       |
| Lime, cement, etc.,             |          | 306 07       |
| Repairs, ordinary,              |          | 3,419 30     |
| Fertilizers,                    |          | 586 96       |
| Stationery,                     |          | 365 15       |
| Postage,                        |          | 279 45       |
| Transportation,                 |          | 419 25       |
| Travelling,                     |          | 225 97       |
| Trustees' expenses,             |          | 64 09        |
| Miscellaneous,                  |          | 2,337 60     |
| Labor,                          |          | 783 30       |
| Clothing and men's furnishings, |          | 4,907 12     |
| Dry goods, women,               |          | 2,733 08     |
| Dry goods, house,               |          | 1,080 29     |
| Boots and shoes,                |          | 1,602 82     |
| Total current expenses,         |          | \$155,919 99 |
| Undertaking,                    | \$470 98 |              |
| Money refunded,                 | 26 98    |              |
| Refunded to patients,           | 2,173 67 |              |
|                                 |          | 2,671 63     |
|                                 |          | \$158,591 62 |
| Cash on hand Sept. 30, 1892,    |          | 21,692 39    |
|                                 |          | \$180,284 01 |

## RESOURCES.

|                                      |                    |
|--------------------------------------|--------------------|
| Cash on hand, . . . . .              | \$21,692 39        |
| Due from the Commonwealth, . . . . . | 13,503 75          |
| cities and towns, . . . . .          | 19,192 51          |
| individuals, . . . . .               | 11,902 43          |
| Total resources, . . . . .           | <u>\$66,291 08</u> |

## LIABILITIES.

|  |                  |
|--|------------------|
| Due for supplies and improvements, . . . . . | \$10,858 60      |
| for salaries and wages, . . . . .            | 4,727 57         |
| to patients, . . . . .                       | 1,905 55         |
|  | <u>17,491 72</u> |
| Total surplus, . . . . .                     | \$48,799 36      |

Respectfully submitted,

ALBERT WOOD,

*Treasurer.*

Oct. 1, 1892.

## HOSPITAL LIBRARY FUND.

## LEWIS FUND.

|   |                |
|---|----------------|
| Cash on hand Sept. 30, 1891, . . . . .            | \$6 12         |
| Received dividends on Springfield bond, . . . . . | 70 00          |
|   | <u>\$76 12</u> |
| Expended for books, . . . . .                     | \$48 12        |
| Cash on hand Sept. 30, 1892, . . . . .            | 28 00          |
|   | <u>\$76 12</u> |

## WHEELER FUND.

|  |                 |
|--|-----------------|
| Cash on hand Sept. 30, 1891, . . . . . | \$20 47         |
| Received dividends, . . . . .          | 218 21          |
|  | <u>\$238 68</u> |
| Expended for books, . . . . .          | \$146 50        |
| Cash on hand Sept. 30, 1892, . . . . . | 92 18           |
|  | <u>\$238 68</u> |

## LEWIS FUND INVESTMENT.

|  |                   |
|--|-------------------|
| Springfield bond, . . . . .            | \$1,300 00        |
| Cash on hand Sept. 30, 1892, . . . . . | 28 00             |
|  | <u>\$1,328 00</u> |

## WHEELER FUND INVESTMENT.

|   |          |            |
|---|----------|------------|
| Seven shares Central National Bank, . . . . .       | \$980 00 |            |
| Six shares Worcester National Bank, . . . . .       | 780 00   |            |
| Worcester County Institution for Savings, . . . . . | 1,145 86 |            |
| Worcester Five Cents Savings Bank, . . . . .        | 1,719 47 |            |
| Cash on hand Sept. 30, 1892, . . . . .              | 92 18    |            |
|   | <hr/>    | \$4,717 51 |
|   |          | <hr/>      |
|   |          | \$6,045 51 |

## LAND ACCOUNT.

|   |            |
|---|------------|
| Cash on hand Sept. 30, 1891, . . . . .  | \$202 42   |
| Received from sales of land, . . . . .  | 2,527 28   |
| Received interest, . . . . .            | 6 00       |
| Received cash for grass sold, . . . . . | 2 00       |
|   | <hr/>      |
| Total, . . . . .                        | \$2,737 70 |

## EXPENDITURES.

|  |            |
|--|------------|
| Plans and surveys, . . . . .           | \$73 25    |
| Commissions, . . . . .                 | 30 00      |
| Labor, . . . . .                       | 28 00      |
|  | <hr/>      |
|  | \$131 25   |
| Cash on hand Sept. 30, 1892, . . . . . | 2,606 45   |
|  | <hr/>      |
|  | \$2,737 70 |

Respectfully submitted,

ALBERT WOOD,

*Treasurer.*

Oct. 1, 1892.

WORCESTER, MASS., Oct. 21, 1892.

The undersigned has carefully compared the treasurer's statement of expenditures for the year ending Sept. 30, 1892, with the vouchers which are on file at the hospital, also the statement of receipts with the estimated earnings, and found them to be correct. He has inspected the securities for the invested funds, and found them to correspond with the treasurer's statement of their market value; and he has compared the statement of expenditures in the land account with the vouchers, and found it correct.

GEORGE L. CLARK,

*Auditor of Accounts.*

## SUPERINTENDENT'S REPORT.

*To the Trustees of the Worcester Lunatic Hospital.*

I have the honor to submit the following report of the hospital for the year ending Sept. 30, 1892, it being the sixtieth annual report.

There remained at the hospital Oct. 1, 1891, 825 patients, — 393 men and 432 women; 342 men and 288 women were discharged and 58 men and 40 women died, leaving at the end of the official year 891 patients, — 434 men and 457 women. Of this number, 321 were supported by the State, 417 by cities and towns and 153 by friends. Of the 466 discharged, 129, including 38 habitual drunkards, were reported recovered, 72 much improved, 104 improved and 161 not improved. One hundred and sixteen men and 89 women were removed by the overseers of the poor; 59 men and 62 women were transferred to other institutions; 42 men and 38 women were removed from the State; 8 women were boarded out; one man was returned to prison; and 13 men and 2 women escaped.

Our smallest number of patients was 817, and the largest number 933. During the month of August the average number was 912.21, while the daily average for the year was 857.36. It will be seen, therefore, that the crowded condition of the hospital not only continues, but that it has greatly increased within the past twelve months, there being 66 more patients in the house at the close than at the beginning of the year. As all the institutions in the State are in a like crowded condition, and there are still patients who must be provided for, we should hardly be justified, were we in a position to do so, in closing our doors to applicants as long as there is any available space left in the hospital in which to lodge them. There is a limit,

however, to the capacity of every institution, beyond which it is impossible to go, whatever the necessity; and I am sure that that limit has been reached during the past year in the case of this institution. In planning these buildings, a liberal space was set apart in connection with the wards for work-rooms and rooms for reading and recreation, and it is only by diverting these rooms from the purpose for which they were designed, and turning them into dormitories, that we are able to care for a number of patients so largely in excess of our estimated capacity; but, while we can thus lodge, more or less comfortably, from 900 to 925 patients, it is quite another matter to feed them. Our kitchen and bakery were designed to meet the wants of 650 inmates, together with the necessary attendants, and it is only with the greatest difficulty that this department is able to meet the demands made upon it, now that it has over a thousand mouths to fill. With our present kitchen facilities we certainly cannot cook for any greater number of patients, and it is impossible to enlarge this department without rebuilding it.

During the year the movement of our population has been unusually rapid, as both the admissions and the discharges have been largely in excess of any previous year. The percentage of recoveries, 22.65, calculated on the discharges, including deaths, is about the same as in former years, and is, perhaps, if not as large as might be wished, all that could be expected when we take into consideration the character of the admissions, 20 per cent. of whom had had previous attacks of insanity and had already been inmates of one or more institutions; while 30 per cent. of those suffering from a first attack had been insane one year or more before coming to the hospital. In many of these cases the insanity was complicated with grave physical disorders, such as epilepsy and paralysis,—disorders which would preclude from the first our entertaining any reasonable hope of the patient's recovery.

It may be of interest, perhaps, to call attention to the fact that in 30 of the cases committed to the hospital during the past year, the assigned cause of insanity was "La Grippe," and that 19 of these cases were discharged, 6 as

recovered, 2 as much improved, 3 as improved, and 4 not improved; 4 died, and 11 remained in the hospital at the close of the year.

We have again enjoyed immunity from serious accident and from all infectious and contagious diseases, and there has been but little sickness of an acute nature through the year. The death rate has been 11.5 per cent, calculated on the daily average number of patients, and 6.73 per cent., calculated on the whole number under treatment. This is somewhat larger than for several years past, but is not excessive, considering the age and condition of the patients at the time of their death. Twenty-one were between seventy and eighty, and five were over eighty years of age. All, with two exceptions, were suffering from long-standing brain disease. One patient died from acute mania, and one from suicide by drowning. In the latter case the patient escaped while out exercising on the lawn; and, although diligent search was made as soon as his absence was noted, no trace of him could be found until four days afterwards, when his body was discovered floating in the lake. He was not regarded as actively suicidal; in fact, he was thought by his friends, who visited him on the forenoon of the day of his escape, to have recovered and to be in a condition to leave the hospital.

The insane hospitals of the State are to be congratulated upon the fact that they are soon to be relieved of the care and custody of that most trying and unsatisfactory class of inmates, the habitual drunkards, as the hospital for dipsomaniacs and inebriates is completed, and will no doubt be opened to receive patients within the next few weeks. Although my experience leads me to question whether the new institution will prove as successful in curing the disease or habit of inebriety as its more sanguine advocates anticipate, it will, I have no doubt, fill a very prominent and useful place among the charities of the Commonwealth. Certainly nothing could have been done more for the relief of the insane hospitals than the removal of this class of patients.

It now remains to provide separate accommodations for that most unfortunate but deserving class of dependents, the epileptics. Their condition appeals strongly to the

sympathy of every one who is in any way brought in contact with them. They cannot be cared for properly in an insane hospital, as it is necessary for purposes of classification to scatter them about through the different wards, and it is impossible to give them, except at great cost, the attention which their condition demands. They need wards built with special reference to their malady, entirely separate from the insane, and so constructed that the patient can be constantly supervised both by day and night. Their presence in the hospitals acts unfavorably upon the other patients, and it is for the interest of all concerned that they be removed to an institution by themselves.

Besides keeping up the general repairs and repainting six of the male wards, we have made during the year extensive alterations in the dining-rooms on the female side of the house. Beginning with the Howe wards, we have put in china closets and closets with steam heat for drying towels; in place of the soap-stone sinks with wood casings, which have so long disfigured these rooms, we have introduced porcelain sinks with backs and tops of Tennessee marble. We have also added a steam table to each ward, relaid the floors and painted and decorated the ceilings. The plumbing, all of which was designed and set up by our resident plumber, is of the most approved pattern. The sinks stand out entirely open, supported upon brass legs, resting upon a marble slab, above which is a marble base. Special provisions have been made for ventilating the sinks and also the alcoves in which the steam tables are placed. The pipes connecting the sinks with the waste and with the hot and cold water are of brass, joined together throughout with brass unions, so that the whole can be readily got at and easily taken apart by the ordinary mechanic. The soil, water and steam pipes are run in a special shaft which extends from cellar to attic. This shaft can be entered from either floor, and is sufficiently large to admit of a person's getting into it and making all necessary repairs. It is the intention to carry out similar improvement in all of our dining-rooms as rapidly as our means will allow.

The plumbing throughout the hospital is in a very unsatisfactory condition, and needs thorough overhauling. The

closets, bath and wash rooms are badly placed, as they communicate directly with the wards, and, when the wind is in certain directions, ventilate into them; otherwise they are practically unventilated, are much out of repair and difficult to keep clean. The facilities for bathing, especially in the larger wards, are entirely inadequate, as the rooms devoted to this purpose are small, and contain but one bathtub which has to do service for from forty to sixty patients. When the lower wards are bathing it is impossible for those above to get water. It is difficult also to properly heat many of these bath-rooms. In my opinion it would neither be good policy nor economy to attempt to remodel these rooms, as they cannot be enlarged or made even fairly satisfactory, in a sanitary point of view, with any reasonable outlay. I would recommend, therefore, that the entire water section be abandoned for the purpose for which it is now used, and an annex sufficiently large to receive all the plumbing be thrown out at the rear of the Phillips, Washburn, Salisbury and Lincoln wards. The rooms thus vacated could be altered over without material expense into single rooms.

These additions could be built at a cost not exceeding twenty thousand dollars, and when completed would not only give us new and more satisfactory plumbing, but at the same time would provide for forty additional patients at the small outlay of five hundred dollars per patient.

I would recommend also that there be built near the cottage at present occupied by our farmer a house suitable for fifty patients working on the farm. Such patients need a certain amount of supervision but very little restraint, and would be more contented and much better provided for in a home by themselves, where they could be near their work, have their meals at more convenient hours, and sit down at a table better suited to the needs of persons engaged in active out-door employment. Such an arrangement would enable us to give our working force various privileges which it is now impossible to give them, and would act as an inducement for many to go out to work who are now disinclined to do so, and would, I have no doubt, be ultimately as much for the interest of the hospital as for the patients themselves.



The cost of such a building, to accommodate fifty patients and the necessary attendants, with plumbing, heating and kitchen arrangements complete (but exclusive of furnishings), would be twenty-five thousand dollars. Should this be built and our present water sections given up to patients, as proposed, it would increase our capacity by nearly one hundred, and greatly relieve our overcrowded wards.

Reference to the table showing the amount and value of the articles produced upon the farm and consumed at the hospital shows conclusively the material assistance in the way of income which the institution receives from this source. Under the skilful management of our farmer, Mr. Graves, its productiveness is yearly increasing.

The current expenses for the year, less the amount received for the articles sold, have been \$151,200.51; dividing this by 857.36, the daily average number of patients, gives \$176.35 as the annual cost of support, equivalent to a weekly cost of \$3.37.

The institution has received gifts of newspapers and periodicals from A. S. Lowell, and from their publishers the "Worcester Evening Gazette," "Worcester Daily Spy," "Fitchburg Sentinel" and "Salem Gazette."

I am happy to acknowledge my indebtedness to the officers and employees for their cheerful co-operation which has contributed so largely to the success of the institution during the past year and has materially lightened the burdens of the superintendent, and I would especially thank your Board for your cordial support and sympathy.

H. M. QUINBY,

*Superintendent.*



---

---

STATISTICAL TABLES.

---

---

## STATISTICAL TABLES.

## I. — General Statistics of the Year.

|  | INSANE. |          |         | HABITUAL DRUNKARDS. |          |         | AGGREGATE. |          |         |
|--|---------|----------|---------|---------------------|----------|---------|------------|----------|---------|
|  | Males.  | Females. | Totals. | Males.              | Females. | Totals. | Males.     | Females. | Totals. |
|  |         |          |         |                     |          |         |            |          |         |
| Patients in the house Oct. 1, 1891, . . . . .                    | 377     | 429      | 806     | 16                  | 3        | 19      | 393        | 432      | 825     |
| Admitted within the year, . . . . .                              | 300     | 279      | 579     | 42                  | 9        | 51      | 342        | 288      | 630     |
| Whole number of cases within the year, . . . . .                 | 677     | 708      | 1,385   | 58                  | 12       | 70      | 735        | 720      | 1,455   |
| Discharged within the year:                                      |         |          |         |                     |          |         |            |          |         |
| Viz.: as recovered at time of leaving the hospital,              | 44      | 44       | 88      | 34                  | 7        | 41      | 78         | 51       | 129     |
| much improved, . . . . .   | 37      | 32       | 69      | 2                   | 1        | 3       | 39         | 33       | 72      |
| improved, . . . . .  | 58      | 45       | 103     | 1                   | —        | 1       | 59         | 45       | 104     |
| not improved, . . . . .  | 66      | 94       | 160     | 1                   | —        | 1       | 67         | 94       | 161     |
| Deaths, . . . . .  | 56      | 40       | 96      | 2                   | —        | 2       | 58         | 40       | 98      |
| Patients remaining Sept 30, 1892, . . . . .                      | 416     | 433      | 849     | 18                  | 4        | 22      | 434        | 457      | 891     |
| Viz.: supported as State patients, . . . . .                     | 166     | 140      | 306     | 11                  | 4        | 15      | 177        | 144      | 321     |
| town patients, . . . . .   | 178     | 234      | 412     | 5                   | —        | 5       | 183        | 234      | 417     |
| private patients, . . . . .                                      | 72      | 79       | 151     | 2                   | —        | 2       | 74         | 79       | 153     |
| Number of different persons within the year, . . . . .           | 670     | 699      | 1,369   | 53                  | 11       | 64      | 723        | 710      | 1,433   |
| Number of different persons admitted within the year, . . . . .  | 293     | 270      | 563     | 37                  | 8        | 45      | 330        | 278      | 608     |
| Number of different persons recovered within the year, . . . . . | 41      | 48       | 89      | 33                  | 3        | 36      | 74         | 51       | 125     |
| Daily average number of patients:                                |         |          |         |                     |          |         |            |          |         |
| Viz.: State patients, . . . . .                                  | —       | —        | —       | —                   | —        | —       | 144.15     | 122.19   | 266.34  |
| town patients, . . . . .   | —       | —        | —       | —                   | —        | —       | 201.34     | 253.28   | 454.62  |
| private patients, . . . . .                                      | —       | —        | —       | —                   | —        | —       | 62.90      | 73.48    | 136.38  |

2. — *Monthly Admissions, Discharges and Averages.*

| MONTHS.                     | ADMISSIONS. |     |      | DISCHARGES. |     |      | DEATHS. |     |      | DAILY AVERAGE OF PATIENTS IN THE HOUSE. |          |         |
|-----------------------------|-------------|-----|------|-------------|-----|------|---------|-----|------|---|----------|---------|
|                             | Ma.         | Fe. | Tot. | Ma.         | Fe. | Tot. | Ma.     | Fe. | Tot. | Males.                                  | Females. | Totals. |
|                             |             |     |      |             |     |      |         |     |      |   |          |         |
| <b>1891.</b>                |             |     |      |             |     |      |         |     |      |   |          |         |
| October, . . . . .          | 23          | 21  | 54   | 12          | 18  | 30   | 4       | 5   | 9    | 391.90                                  | 435.12   | 827.02  |
| November, . . . . .         | 19          | 16  | 35   | 9           | 11  | 20   | 3       | 5   | 8    | 399.16                                  | 437.61   | 836.77  |
| December, . . . . .         | 23          | 13  | 36   | 26          | 17  | 43   | 7       | 1   | 8    | 398.67                                  | 435.41   | 834.08  |
| <b>1892.</b>                |             |     |      |             |     |      |         |     |      |   |          |         |
| January, . . . . .          | 15          | 14  | 29   | 9           | 4   | 13   | 4       | 4   | 8    | 396.90                                  | 434.66   | 831.56  |
| February, . . . . .         | 24          | 17  | 31   | 7           | 3   | 10   | 5       | 2   | 7    | 402.20                                  | 443.31   | 845.51  |
| March, . . . . .            | 27          | 41  | 68   | 16          | 31  | 47   | 4       | 3   | 7    | 413.09                                  | 466.57   | 879.66  |
| April, . . . . .            | 24          | 16  | 40   | 44          | 18  | 62   | 3       | 3   | 6    | 407.76                                  | 455.80   | 863.56  |
| May, . . . . .              | 24          | 12  | 36   | 17          | 11  | 28   | 11      | 2   | 13   | 392.38                                  | 454.16   | 846.54  |
| June, . . . . .             | 44          | 40  | 84   | 22          | 41  | 63   | 4       | 7   | 11   | 395.10                                  | 441.70   | 836.80  |
| July, . . . . .             | 46          | 34  | 80   | 13          | 17  | 30   | 2       | 3   | 5    | 425.71                                  | 450.38   | 876.09  |
| August, . . . . .           | 46          | 40  | 86   | 45          | 31  | 76   | 6       | 1   | 7    | 442.87                                  | 469.34   | 912.21  |
| September, . . . . .        | 27          | 14  | 41   | 23          | 21  | 44   | 5       | 4   | 9    | 435.13                                  | 463.43   | 898.56  |
| Total of cases, . . . . .   | 342         | 288 | 630  | 243         | 223 | 466  | 58      | 40  | 98   | —                                       | —        | —       |
| Total of persons, . . . . . | 340         | 278 | 618  | 239         | 221 | 460  | 58      | 40  | 98   | —                                       | —        | —       |
| Daily average, . . . . .    | .95         | .78 | 1.73 | .66         | .61 | 1.27 | .16     | .10 | .26  | 408.40                                  | 448.95   | 857.36  |

3. — *Received on First and Subsequent Admissions.*

| NUMBER OF THE ADMISSION.    | CASES ADMITTED. |          |         | TIMES PREVIOUSLY RECOVERED. |          |         |
|-----------------------------|-----------------|----------|---------|-----------------------------|----------|---------|
|                             | Males.          | Females. | Totals. | Males.                      | Females. | Totals. |
| First, . . . . .            | 298             | 256      | 554     | -                           | -        | -       |
| Second, . . . . .           | 34              | 21       | 55      | 22                          | 5        | 27      |
| Third, . . . . .            | 6               | 7        | 13      | 6                           | 10       | 16      |
| Fourth, . . . . .           | 1               | 3        | 4       | 2                           | 4        | 6       |
| Fifth, . . . . .            | -               | 1        | 1       | -                           | -        | -       |
| Sixth, . . . . .            | 2               | -        | 2       | 3                           | -        | 3       |
| Tenth, . . . . .            | 1               | -        | 1       | 7                           | -        | 7       |
| Total of cases, . . . . .   | 342             | 288      | 630     | 60                          | 19       | 79      |
| Total of persons, . . . . . | 330             | 278      | 608     | 28                          | 13       | 41      |

4. — *Relation to Hospitals of Persons admitted.*

| HOSPITAL RELATIONS.                           | Males. | Females. | Totals. |
|---|--------|----------|---------|
| Never before in any hospital for insane, .    | 253    | 215      | 468     |
| Former inmates of this hospital only, .       | 23     | 19       | 42      |
| Former inmates of other hospitals only, .     | 42     | 37       | 79      |
| Former inmates of this and other hospitals :— |        |          |         |
| Danvers, . . . . .                            | 6      | 1        | 7       |
| McLean, . . . . .                             | 2      | 2        | 4       |
| Northampton, . . . . .                        | 1      | 1        | 2       |
| Taunton, . . . . .                            | —      | 1        | 1       |
| Taunton and Danvers, . . . . .                | —      | 1        | 1       |
| Worcester Asylum, . . . . .                   | —      | 1        | 1       |
| Westborough, . . . . .                        | 2      | —        | 2       |
| Augusta, Me., . . . . .                       | 1      | —        | 1       |
| Total of persons, . . . . .                   | 330    | 278      | 608     |

## 5. — Parentage of Persons admitted.

| PLACES OF NATIVITY.             | MALES.  |         | FEMALES. |         | TOTALS. |         |
|---------------------------------|---------|---------|----------|---------|---------|---------|
|                                 | Father. | Mother. | Father.  | Mother. | Father. | Mother. |
| Massachusetts, . . . . .        | 58      | 55      | 33       | 32      | 91      | 87      |
| Other States: —                 |         |         |          |         |         |         |
| Maine, . . . . .                | 17      | 23      | 8        | 8       | 25      | 31      |
| New Hampshire, . . . . .        | 20      | 20      | 10       | 9       | 30      | 29      |
| Vermont, . . . . .              | 7       | 5       | 3        | 4       | 10      | 9       |
| Rhode Island, . . . . .         | 3       | 3       | 2        | 2       | 5       | 5       |
| Connecticut, . . . . .          | 6       | 6       | 3        | 2       | 9       | 8       |
| New York, . . . . .             | 7       | 6       | 4        | 5       | 11      | 11      |
| New Jersey, . . . . .           | 1       | 2       | —        | —       | 1       | 2       |
| Pennsylvania, . . . . .         | —       | —       | 1        | 1       | 1       | 1       |
| Delaware, . . . . .             | 1       | 1       | —        | —       | 1       | 1       |
| Maryland, . . . . .             | 1       | 1       | —        | —       | 1       | 1       |
| Virginia, . . . . .             | 2       | 1       | 1        | 1       | 3       | 2       |
| North Carolina, . . . . .       | 2       | 1       | —        | —       | 2       | 1       |
| South Carolina, . . . . .       | 1       | 1       | —        | —       | 1       | 1       |
| Georgia, . . . . .              | 1       | 1       | —        | —       | 1       | 1       |
| Louisiana, . . . . .            | —       | 1       | —        | 1       | —       | 2       |
| Tennessee, . . . . .            | —       | 1       | —        | —       | —       | 1       |
| Missouri, . . . . .             | 1       | 1       | —        | —       | 1       | 1       |
| Other countries: —              |         |         |          |         |         |         |
| New Brunswick, . . . . .        | 6       | 7       | 2        | 2       | 8       | 9       |
| Canada, . . . . .               | 14      | 13      | 11       | 11      | 25      | 24      |
| Newfoundland, . . . . .         | 1       | 1       | 1        | 1       | 2       | 2       |
| Nova Scotia, . . . . .          | 6       | 6       | 10       | 10      | 16      | 16      |
| Prince Edward Island, . . . . . | —       | —       | 1        | 1       | 1       | 1       |
| Sweden, . . . . .               | 3       | 3       | 7        | 7       | 10      | 10      |
| England, . . . . .              | 20      | 22      | 16       | 15      | 36      | 37      |
| Ireland, . . . . .              | 113     | 107     | 124      | 124     | 237     | 231     |
| Scotland, . . . . .             | 8       | 9       | 3        | 3       | 11      | 12      |
| Wales, . . . . .                | —       | —       | 1        | 1       | 1       | 1       |
| Germany, . . . . .              | 8       | 7       | 6        | 5       | 14      | 12      |
| Italy, . . . . .                | 3       | 3       | 2        | 2       | 5       | 5       |
| Russia, . . . . .               | 2       | 2       | 2        | 2       | 4       | 4       |
| France, . . . . .               | 1       | 1       | —        | —       | 1       | 1       |
| Cuba, . . . . .                 | 1       | 1       | —        | —       | 1       | 1       |
| China, . . . . .                | 1       | 1       | —        | —       | 1       | 1       |
| South America, . . . . .        | —       | 1       | —        | —       | —       | 1       |
| Norway, . . . . .               | 1       | 1       | 2        | 2       | 3       | 3       |
| Australia, . . . . .            | —       | —       | 1        | 1       | 1       | 1       |
| Western Islands, . . . . .      | 1       | 1       | —        | —       | 1       | 1       |
| Poland, . . . . .               | —       | —       | 2        | 2       | 2       | 2       |
| Prussia, . . . . .              | —       | —       | 1        | —       | 1       | —       |
| Azores, . . . . .               | —       | —       | 1        | 1       | 1       | 1       |
| Holland, . . . . .              | —       | —       | 1        | 1       | 1       | 1       |
| Finland, . . . . .              | 1       | 1       | 1        | 1       | 2       | 2       |
| Denmark, . . . . .              | 2       | 2       | —        | 1       | 2       | 3       |
| Austria, . . . . .              | 1       | 1       | —        | —       | 1       | 1       |
| Unknown, . . . . .              | 9       | 11      | 18       | 20      | 27      | 31      |
| Totals, . . . . .               | 330     | 330     | 278      | 278     | 608     | 608     |



6. — *Residence of Persons admitted.*

| PLACES.                        | Males. | Females. | Totals. |
|--------------------------------|--------|----------|---------|
| Massachusetts (by counties): — |        |          |         |
| Berkshire, . . . . .           | 1      | —        | 1       |
| Essex, . . . . .               | 1      | —        | 1       |
| Franklin, . . . . .            | —      | 1        | 1       |
| Hampshire, . . . . .           | —      | 1        | 1       |
| Hampden, . . . . .             | 1      | —        | 1       |
| Middlesex, . . . . .           | 109    | 81       | 190     |
| Norfolk, . . . . .             | 5      | 1        | 6       |
| Plymouth, . . . . .            | —      | 1        | 1       |
| Suffolk, . . . . .             | 110    | 124      | 234     |
| Worcester, . . . . .           | 103    | 69       | 172     |
| Totals, . . . . .              | 330    | 278      | 608     |
| Cities or towns, . . . . .     | 262    | 231      | 493     |
| Country districts, . . . . .   | 64     | 50       | 114     |

## 7. — Civil Condition of Persons admitted.

| NUMBER OF THE AD-<br>MISSION. | UNMARRIED. |          |        | MARRIED. |          |        | WIDOWED. |          |        | DIVORCED. |          |        | UNKNOWN. |          |        | TOTAL. |          |        |
|-------------------------------|------------|----------|--------|----------|----------|--------|----------|----------|--------|-----------|----------|--------|----------|----------|--------|--------|----------|--------|
|                               | Males.     | Females. | Total. | Males.   | Females. | Total. | Males.   | Females. | Total. | Males.    | Females. | Total. | Males.   | Females. | Total. | Males. | Females. | Total. |
| First, . . .                  | 138        | 100      | 238    | 136      | 108      | 244    | 21       | 46       | 67     | 3         | -        | 3      | 2        | 2        | 4      | 300    | 256      | 556    |
| Second, . . .                 | 17         | 4        | 21     | 6        | 7        | 13     | -        | 3        | 3      | -         | -        | -      | -        | -        | -      | 23     | 14       | 37     |
| Third, . . .                  | 1          | 3        | 4      | 2        | 2        | 4      | -        | 1        | 1      | -         | -        | -      | -        | -        | -      | 3      | 6        | 9      |
| Fourth, . . .                 | 1          | -        | 1      | -        | 1        | 1      | -        | -        | -      | -         | -        | -      | -        | -        | -      | 1      | 1        | 2      |
| Fifth, . . .                  | -          | -        | -      | -        | 1        | 1      | -        | -        | -      | -         | -        | -      | -        | -        | -      | -      | 1        | 1      |
| Sixth, . . .                  | -          | -        | -      | 2        | -        | 2      | -        | -        | -      | -         | -        | -      | -        | -        | -      | 2      | -        | 2      |
| Tenth, . . .                  | -          | -        | -      | 1        | -        | 1      | -        | -        | -      | -         | -        | -      | -        | -        | -      | 1      | -        | 1      |
| Totals, . . .                 | 157        | 107      | 264    | 147      | 119      | 266    | 21       | 50       | 71     | 3         | -        | 3      | 2        | 2        | 4      | 330    | 278      | 608    |

## 8. — Occupations of Persons admitted.

| MALES.                       |    |                                |    |
|------------------------------|----|--------------------------------|----|
| Actors, . . . . .            | 3  | Druggists, . . . . .           | 2  |
| Artist, . . . . .            | 1  | Engineers, . . . . .           | 2  |
| Accountants, . . . . .       | 2  | Florist, . . . . .             | 1  |
| Bakers, . . . . .            | 4  | Fruit dealer, . . . . .        | 1  |
| Butchers, . . . . .          | 3  | File cutter, . . . . .         | 1  |
| Blacksmiths, . . . . .       | 4  | Farmers, . . . . .             | 20 |
| Barbers, . . . . .           | 2  | Glass makers, . . . . .        | 2  |
| Bar-tenders, . . . . .       | 2  | Grocers, . . . . .             | 3  |
| Bookbinders, . . . . .       | 2  | Gardener, . . . . .            | 1  |
| Brakeman, . . . . .          | 1  | Hostler, . . . . .             | 1  |
| Brassworker, . . . . .       | 1  | Harness makers, . . . . .      | 2  |
| Contractor, . . . . .        | 1  | Iron founder, . . . . .        | 1  |
| Carriage trimmers, . . . . . | 2  | Insurance canvasser, . . . . . | 1  |
| Carriage painter, . . . . .  | 1  | Journalist, . . . . .          | 1  |
| Cook, . . . . .              | 1  | Janitors, . . . . .            | 3  |
| Compositor, . . . . .        | 1  | Junk dealer, . . . . .         | 1  |
| Cabinet makers, . . . . .    | 2  | Jeweller, . . . . .            | 1  |
| Carpenters, . . . . .        | 10 | Laborers, . . . . .            | 54 |
| Clergymen, . . . . .         | 6  | Laundryman, . . . . .          | 1  |
| Clerks, . . . . .            | 5  | Lineman, . . . . .             | 1  |
| Clown, . . . . .             | 1  | Liquor dealer, . . . . .       | 1  |
| Carver, . . . . .            | 1  | Lather, . . . . .              | 1  |
| Conductors, . . . . .        | 2  | Lawyer, . . . . .              | 1  |
| Caterer, . . . . .           | 1  | Landlord, . . . . .            | 1  |
| Coachman, . . . . .          | 1  | Music teacher, . . . . .       | 1  |
| Confectioner, . . . . .      | 1  | Merchants, . . . . .           | 2  |
| Dyer, . . . . .              | 1  | Manufacturer, . . . . .        | 1  |

## 8. — Occupations of Persons, etc. — Continued.

| MALES.                       |    |                                |     |
|------------------------------|----|--------------------------------|-----|
| Musician, . . . . .          | 1  | Steward, . . . . .             | 1   |
| Masons, . . . . .            | 5  | Student, . . . . .             | 1   |
| Messenger, . . . . .         | 1  | Salesmen, . . . . .            | 7   |
| Machinists, . . . . .        | 11 | Slaters, . . . . .             | 2   |
| Marble worker, . . . . .     | 1  | Seamen, . . . . .              | 3   |
| Nurse, . . . . .             | 1  | Shoe dealer, . . . . .         | 1   |
| Operatives, . . . . .        | 29 | Steam fitter, . . . . .        | 1   |
| Office boy, . . . . .        | 1  | Stone masons, . . . . .        | 3   |
| Provision dealers, . . . . . | 3  | Skate maker, . . . . .         | 1   |
| Piano polisher, . . . . .    | 1  | Teamsters, . . . . .           | 8   |
| Piper, . . . . .             | 1  | Tin smith, . . . . .           | 1   |
| Printers, . . . . .          | 3  | Tanner, . . . . .              | 1   |
| Paper hanger, . . . . .      | 1  | Tub turner, . . . . .          | 1   |
| Pattern makers, . . . . .    | 2  | Tailors, . . . . .             | 4   |
| Piano makers, . . . . .      | 3  | Veterinary surgeons, . . . . . | 2   |
| Painters, . . . . .          | 11 | Waiter, . . . . .              | 1   |
| Peddlers, . . . . .          | 3  | Watchman, . . . . .            | 1   |
| Picture dealer, . . . . .    | 1  | Wire drawers, . . . . .        | 3   |
| Plumbers, . . . . .          | 3  | Wall paper printer, . . . . .  | 1   |
| Physician, . . . . .         | 1  | No occupation, . . . . .       | 28  |
| Paver, . . . . .             | 1  | Unknown, . . . . .             | 3   |
| Piano tuners, . . . . .      | 2  | Total, . . . . .               | 330 |

## FEMALES.

|                          |   |                        |    |
|--------------------------|---|------------------------|----|
| Brush maker, . . . . .   | 1 | Cook, . . . . .        | 1  |
| Bookbinder, . . . . .    | 1 | Card reader, . . . . . | 1  |
| Boot stitcher, . . . . . | 1 | Domestics, . . . . .   | 52 |
| Clerk, . . . . .         | 1 | Dressmaker, . . . . .  | 1  |

*S. — Occupations of Persons, etc. — Concluded.*

## FEMALES.

|                       |    |                       |     |
|-----------------------|----|-----------------------|-----|
| Housekeepers, . . . . | 31 | Seamstresses, . . . . | 7   |
| Housewives, . . . .   | 14 | Students, . . . .     | 2   |
| Laundresses, . . . .  | 4  | Saleswomen, . . . .   | 3   |
| Milliner, . . . .     | 1  | Tailoresses, . . . .  | 2   |
| Nurse, . . . .        | 1  | Teachers, . . . .     | 4   |
| Nursery maid, . . . . | 1  | Waitress, . . . .     | 1   |
| Operatives, . . . .   | 23 | Total, . . . .        | 153 |

## WIFE OR DAUGHTER OF—

|                        |    |                            |     |
|------------------------|----|----------------------------|-----|
| Book-keeper, . . . .   | 1  | Merchant, . . . .          | 3   |
| Cabinet maker, . . . . | 1  | Nurse, . . . .             | 1   |
| Conductor, . . . .     | 2  | Operative, . . . .         | 5   |
| Clerk, . . . .         | 5  | Painter, . . . .           | 1   |
| Carpenter, . . . .     | 1  | Peddler, . . . .           | 1   |
| Drummer, . . . .       | 1  | Police officer, . . . .    | 1   |
| Dentist, . . . .       | 1  | Sea captain, . . . .       | 2   |
| Engineer, . . . .      | 2  | Slater, . . . .            | 1   |
| Farmer, . . . .        | 14 | Steward, . . . .           | 1   |
| Foreman, . . . .       | 1  | Salesman, . . . .          | 1   |
| Hotel keeper, . . . .  | 1  | Superintendent of parks, . | 1   |
| Hackman, . . . .       | 2  | Tailor, . . . .            | 2   |
| Junk dealer, . . . .   | 1  | Teamster, . . . .          | 1   |
| Laborer, . . . .       | 26 | Unknown, . . . .           | 43  |
| Laundryman, . . . .    | 1  | Total, . . . .             | 278 |
| Mason, . . . .         | 1  |                            |     |

## 9. — Probable Causes of Disease in Persons admitted.

| CAUSES.                   | PERSONS ADMITTED. |     |      |                     |     |      | INSANE.           |     |      |                            |     |      | HABITUAL DRUNKARDS. |     |      |                            |     |      |  |
|---------------------------|-------------------|-----|------|---------------------|-----|------|-------------------|-----|------|----------------------------|-----|------|---------------------|-----|------|----------------------------|-----|------|--|
|                           | INSANE.           |     |      | HABITUAL DRUNKARDS. |     |      | PREVIOUS ATTACKS. |     |      | HEREDITARY PREDISPOSITION. |     |      | PREVIOUS ATTACKS.   |     |      | HEREDITARY PREDISPOSITION. |     |      |  |
|                           | Ma.               | Fe. | Tot. | Ma.                 | Fe. | Tot. | Ma.               | Fe. | Tot. | Ma.                        | Fe. | Tot. | Ma.                 | Fe. | Tot. | Ma.                        | Fe. | Tot. |  |
|                           |                   |     |      |                     |     |      |                   |     |      |                            |     |      |                     |     |      |                            |     |      |  |
| 1. Physical: —            |                   |     |      |                     |     |      |                   |     |      |                            |     |      |                     |     |      |                            |     |      |  |
| Apoplexy, . . . . .       | 7                 | 4   | 11   | —                   | —   | —    | —                 | —   | —    | —                          | —   | —    | —                   | —   | —    | —                          | —   | —    |  |
| Epilepsy, . . . . .       | 23                | 10  | 33   | —                   | —   | —    | —                 | 1   | 1    | —                          | —   | —    | —                   | —   | —    | —                          | —   | —    |  |
| Cerebral tumor,           | —                 | 1   | 1    | —                   | —   | —    | —                 | —   | —    | —                          | —   | —    | —                   | —   | —    | —                          | —   | —    |  |
| Plumbism, . . . . .       | —                 | —   | —    | —                   | —   | —    | —                 | —   | —    | —                          | —   | —    | —                   | —   | —    | —                          | —   | —    |  |
| Rheumatism, . . . . .     | —                 | 1   | 1    | —                   | —   | —    | —                 | —   | —    | —                          | —   | —    | —                   | —   | —    | —                          | —   | —    |  |
| Locomotor ataxy,          | —                 | —   | —    | —                   | —   | —    | —                 | —   | —    | —                          | —   | —    | —                   | —   | —    | —                          | —   | —    |  |
| Phthisis, . . . . .       | —                 | 2   | 2    | —                   | —   | —    | —                 | —   | —    | —                          | —   | —    | —                   | —   | —    | —                          | —   | —    |  |
| "La Grippe," . . . . .    | 18                | 12  | 30   | —                   | —   | —    | —                 | 1   | 2    | —                          | —   | —    | —                   | —   | —    | —                          | —   | —    |  |
| Syphilis, . . . . .       | 2                 | 1   | 3    | —                   | —   | —    | —                 | —   | —    | —                          | —   | —    | —                   | —   | —    | —                          | —   | —    |  |
| Erysipelas, . . . . .     | 1                 | —   | 1    | —                   | —   | —    | —                 | —   | —    | —                          | —   | —    | —                   | —   | —    | —                          | —   | —    |  |
| Uterine, . . . . .        | —                 | 1   | 1    | —                   | —   | —    | —                 | —   | —    | —                          | —   | —    | —                   | —   | —    | —                          | —   | —    |  |
| Ill health, . . . . .     | 10                | 25  | 35   | —                   | —   | —    | —                 | —   | —    | —                          | —   | —    | —                   | —   | —    | —                          | —   | —    |  |
| Dissipation, . . . . .    | 11                | 7   | 18   | —                   | —   | —    | —                 | —   | —    | —                          | —   | —    | —                   | —   | —    | —                          | —   | —    |  |
| Intemperance, . . . . .   | 83                | 21  | 104  | 37                  | 8   | 45   | 14                | 2   | 16   | 7                          | —   | 7    | 15                  | 3   | 18   | 2                          | —   | 2    |  |
| Stroke, . . . . .         | 2                 | —   | 2    | —                   | —   | —    | —                 | —   | —    | —                          | —   | —    | —                   | —   | —    | —                          | —   | —    |  |
| Injury to head, . . . . . | 6                 | —   | 6    | —                   | —   | —    | —                 | —   | —    | —                          | —   | —    | —                   | —   | —    | —                          | —   | —    |  |
| Injury to leg, . . . . .  | 1                 | —   | 1    | —                   | —   | —    | —                 | —   | —    | —                          | —   | —    | —                   | —   | —    | —                          | —   | —    |  |
| Overwork, . . . . .       | 4                 | 13  | 17   | —                   | —   | —    | —                 | —   | —    | —                          | —   | —    | —                   | —   | —    | —                          | —   | —    |  |
| Privation, . . . . .      | 1                 | —   | 1    | —                   | —   | —    | —                 | —   | —    | —                          | —   | —    | —                   | —   | —    | —                          | —   | —    |  |

|   |     |     |     |     |    |   |    |    |    |    |    |    |     |    |   |    |   |   |   |   |
|---|-----|-----|-----|-----|----|---|----|----|----|----|----|----|-----|----|---|----|---|---|---|---|
| Masturbation, . . . . .                 | 4   | 1   | 5   | 5   | -  | - | -  | -  | 2  | -  | -  | -  | -   | -  | - | -  | - | - | - | - |
| Puberty, . . . . .                      | 2   | 5   | 7   | 7   | -  | - | -  | -  | -  | -  | -  | -  | -   | -  | - | -  | - | - | - | - |
| Puerperal, . . . . .                    | -   | 2   | 2   | 2   | -  | - | -  | -  | -  | -  | -  | -  | -   | -  | - | -  | - | - | - | - |
| Lactation, . . . . .                    | -   | 8   | 8   | 8   | -  | - | -  | -  | -  | -  | -  | -  | -   | -  | - | -  | - | - | - | - |
| Menopause, . . . . .                    | 15  | 19  | 34  | 34  | -  | - | -  | -  | -  | -  | -  | -  | -   | -  | - | -  | - | - | - | - |
| Senility, . . . . .                     | 1   | 3   | 4   | 4   | -  | - | -  | -  | -  | -  | -  | -  | -   | -  | - | -  | - | - | - | - |
| Opium habit, . . . . .                  |     |     |     |     |    |   |    |    |    |    |    |    |     |    |   |    |   |   |   |   |
| 2. Mental:—                             |     |     |     |     |    |   |    |    |    |    |    |    |     |    |   |    |   |   |   |   |
| Heredity, . . . . .                     | 11  | 23  | 37  | 37  | -  | - | -  | -  | 13 | 21 | 34 | -  | -   | -  | - | -  | - | - | - | - |
| Worry, . . . . .                        | 10  | 15  | 25  | 25  | -  | - | -  | -  | 1  | 3  | 4  | -  | -   | -  | - | -  | - | - | - | - |
| Fright, . . . . .                       | 1   | 3   | 4   | 4   | -  | - | -  | -  | -  | -  | -  | -  | -   | -  | - | -  | - | - | - | - |
| Family trouble, . . . . .               | 1   | 12  | 13  | 13  | -  | - | -  | -  | 3  | 1  | 6  | -  | -   | -  | - | -  | - | - | - | - |
| Business trouble, . . . . .             | 5   | 1   | 6   | 6   | -  | - | -  | -  | 3  | 3  | 3  | -  | -   | -  | - | -  | - | - | - | - |
| Excessive mental labor, . . . . .       | 7   | 2   | 9   | 9   | -  | - | -  | -  | 1  | 1  | 2  | -  | -   | -  | - | -  | - | - | - | - |
| Bereavement, . . . . .                  | 2   | 6   | 8   | 8   | -  | - | -  | -  | 1  | 1  | 1  | -  | -   | -  | - | -  | - | - | - | - |
| Nostalgia, . . . . .                    | 1   | 6   | 7   | 7   | -  | - | -  | -  | -  | -  | -  | -  | -   | -  | - | -  | - | - | - | - |
| Disappointment, . . . . .               | 1   | 2   | 2   | 2   | -  | - | -  | -  | -  | -  | -  | -  | -   | -  | - | -  | - | - | - | - |
| Religious excitement, . . . . .         | 1   | 1   | 2   | 2   | -  | - | -  | -  | -  | -  | -  | -  | -   | -  | - | -  | - | - | - | - |
| Congenital mental deficiency, . . . . . | 8   | 4   | 12  | 12  | -  | - | -  | -  | 1  | 2  | 3  | -  | -   | -  | - | -  | - | - | - | - |
| Unknown, . . . . .                      | 50  | 52  | 102 | 102 | -  | - | -  | -  | -  | -  | -  | -  | -   | -  | - | -  | - | - | - | - |
| Totals, . . . . .                       | 293 | 270 | 563 | 563 | 37 | 8 | 45 | 29 | 24 | 53 | 48 | 55 | 103 | 15 | 3 | 18 | 2 | - | - | 2 |

10. — Record of Cases admitted within the Year.

| PATIENTS.                                      | INSANE.             |          |        | HABITUAL DRUNKARDS. |          |        | AGGREGATES. |          |        |
|--|---------------------|----------|--------|---------------------|----------|--------|-------------|----------|--------|
|  | Males.              | Females. | Total. | Males.              | Females. | Total. | Males.      | Females. | Total. |
|  | Admitted, . . . . . | 300      | 279    | 579                 | 42       | 9      | 51          | 342      | 288    |
| Discharged recovered, . . . . .                | 32                  | 28       | 60     | 25                  | 5        | 30     | 57          | 33       | 90     |
| much improved, . . . . .                       | 23                  | 13       | 36     | 2                   | -        | 2      | 25          | 13       | 38     |
| improved, . . . . .                            | 37                  | 26       | 63     | 1                   | -        | 1      | 38          | 26       | 64     |
| not improved, . . . . .                        | 20                  | 26       | 46     | -                   | -        | -      | 20          | 26       | 46     |
| Died, . . . . .                                | 28                  | 12       | 40     | 1                   | -        | 1      | 29          | 12       | 41     |
| Remaining Sept. 30, 1892, . . . . .            | 160                 | 174      | 334    | 13                  | 4        | 17     | 173         | 177      | 350    |
| Number likely to recover or improve, . . . . . | 71                  | 69       | 140    | 12                  | 4        | 16     | 83          | 73       | 156    |



11. — *Ages of Insane at First Attack, Admission and Death.*

| AGES.                | PERSONS FIRST ADMITTED TO ANY HOSPITAL. |            |            |                |            |            | PERSONS DIED.    |           |            |                   |            |            |
|----------------------|---|------------|------------|----------------|------------|------------|------------------|-----------|------------|-------------------|------------|------------|
|                      | AT FIRST ATTACK.                        |            |            | WHEN ADMITTED. |            |            | AT FIRST ATTACK. |           |            | AT TIME OF DEATH. |            |            |
|                      | Ma.                                     | Fe.        | Tot.       | Ma.            | Fe.        | Tot.       | Ma.              | Fe.       | Tot.       | Ma.               | Fe.        | Tot.       |
| Congenital, . . .    | 4                                       | 2          | 6          | -              | -          | -          | 1                | -         | 1          | -                 | -          | -          |
| 15 years and less, . | 2                                       | 1          | 3          | 1              | -          | 1          | -                | -         | -          | -                 | -          | -          |
| From 15 to 20 years, | 8                                       | 13         | 21         | 4              | 10         | 14         | -                | 1         | 1          | 1                 | -          | 1          |
| 20 to 25 years,      | 21                                      | 23         | 44         | 33             | 23         | 56         | 2                | 1         | 3          | 2                 | 1          | 3          |
| 25 to 30 years,      | 17                                      | 21         | 38         | 26             | 27         | 53         | 1                | 1         | 2          | 6                 | 2          | 8          |
| 30 to 35 years,      | 21                                      | 26         | 47         | 27             | 23         | 50         | 8                | -         | 8          | 1                 | 1          | 2          |
| 35 to 40 years,      | 37                                      | 22         | 59         | 35             | 28         | 63         | 5                | 3         | 8          | 8                 | -          | 8          |
| 40 to 50 years,      | 36                                      | 39         | 75         | 49             | 41         | 90         | 8                | 11        | 19         | 8                 | 11         | 19         |
| 50 to 60 years,      | 18                                      | 26         | 44         | 22             | 28         | 50         | 7                | 8         | 15         | 12                | 6          | 18         |
| 60 to 70 years,      | 20                                      | 10         | 30         | 17             | 16         | 33         | 9                | 7         | 16         | 6                 | 7          | 13         |
| 70 to 80 years,      | 9                                       | 7          | 16         | 14             | 8          | 22         | 8                | 3         | 11         | 10                | 11         | 21         |
| Over 80 years, . .   | 1                                       | 1          | 2          | 2              | 3          | 5          | 3                | -         | 3          | 4                 | 1          | 5          |
| Unknown, . . .       | 36                                      | 16         | 52         | -              | -          | -          | 6                | 5         | 11         | -                 | -          | -          |
| Total of persons, .  | 230                                     | 207        | 437        | 230            | 207        | 437        | 58               | 40        | 98         | 58                | 40         | 98         |
| Mean ages, . . .     | Yrs. 35.92                              | Yrs. 33.42 | Yrs. 34.48 | Yrs. 41.17     | Yrs. 41.00 | Yrs. 41.09 | Yrs. 46.01       | Yrs. 52.7 | Yrs. 48.83 | Yrs. 53.43        | Yrs. 60.27 | Yrs. 56.32 |

12. — *Reported Duration of Disease before Last Admission.*

| PREVIOUS DURATION.  | FIRST ADMISSION TO ANY HOSPITAL. |      |      | ALL OTHER ADMISSIONS. |     |      | TOTALS. |      |      |
|---------------------|----------------------------------|------|------|-----------------------|-----|------|---------|------|------|
|                     | Ma.                              | Fe.  | Tot. | Ma.                   | Fe. | Tot. | Ma.     | Fe.  | Tot. |
| Congenital, . . .   | 2                                | 1    | 3    | 2                     | -   | 2    | 4       | 1    | 5    |
| Under 1 month, . .  | 43                               | 40   | 83   | 11                    | 11  | 22   | 54      | 51   | 105  |
| From 1 to 3 months, | 36                               | 27   | 63   | 5                     | 7   | 12   | 41      | 33   | 74   |
| 3 to 6 months,      | 39                               | 35   | 74   | 6                     | 3   | 9    | 45      | 38   | 83   |
| 6 to 12 months,     | 5                                | 10   | 15   | 4                     | 2   | 6    | 9       | 12   | 21   |
| 1 to 2 years, . .   | 21                               | 15   | 36   | 5                     | 7   | 12   | 26      | 22   | 48   |
| 2 to 5 years, . .   | 33                               | 30   | 63   | 11                    | 8   | 19   | 44      | 38   | 82   |
| 5 to 10 years, . .  | 29                               | 20   | 49   | 20                    | 24  | 44   | 49      | 44   | 93   |
| 10 to 20 years,     | 8                                | 4    | 12   | 14                    | 8   | 22   | 22      | 12   | 34   |
| Over 20 years, . .  | 3                                | -    | 3    | 2                     | -   | 2    | 5       | -    | 5    |
| Unknown, . . .      | 34                               | 33   | 67   | 9                     | 3   | 12   | 43      | 37   | 80   |
| Total of cases, . . | 253                              | 215  | 468  | 89                    | 73  | 162  | 342     | 288  | 630  |
| Total of persons, . | 253                              | 215  | 468  | 77                    | 63  | 140  | 330     | 278  | 608  |
| Average in years, . | 2.20                             | 2.47 | 2.81 | 6.16                  | 3.9 | 5.10 | 3.87    | 2.87 | 3.28 |

13.—Form of Mental Disease in Cases admitted or discharged, with Condition on Discharge.

| FORM OF DISEASE.                                 | CASES ADMITTED. |     |      | CASES DISCHARGED. |     |           |     |               |     |       |     |             |     |      |     |    |    |    |     |     |     |
|--|-----------------|-----|------|-------------------|-----|-----------|-----|---------------|-----|-------|-----|-------------|-----|------|-----|----|----|----|-----|-----|-----|
|  | RECOVERED.      |     | Tot. | MUCH IMPROVED.    |     | IMPROVED. |     | NOT IMPROVED. |     | DIED. |     | AGGREGATES. |     |      |     |    |    |    |     |     |     |
|  | Ma.             | Fe. |      | Ma.               | Fe. | Ma.       | Fe. | Ma.           | Fe. | Ma.   | Fe. | Ma.         | Fe. | Tot. |     |    |    |    |     |     |     |
| A.—Insane —                                      |                 |     |      |                   |     |           |     |               |     |       |     |             |     |      |     |    |    |    |     |     |     |
| Mania, acute, . . . . .                          | 57              | 61  | 118  | 5                 | 15  | 20        | 8   | 7             | 15  | 12    | 15  | 27          | 4   | 5    | 9   | 4  | 2  | 6  | 33  | 37  | 70  |
| chronic, . . . . .                               | 28              | 73  | 101  | 2                 | 2   | 4         | 7   | 9             | 16  | 17    | 16  | 33          | 2   | 15   | 17  | 2  | 11 | 13 | 43  | 89  | 132 |
| recurrent, . . . . .                             | 8               | 12  | 20   | 3                 | 3   | 6         | 2   | 2             | 4   | 1     | 2   | 3           | —   | —    | —   | —  | —  | —  | 6   | 12  | 18  |
| puerperal, . . . . .                             | —               | 3   | 3    | —                 | 1   | 1         | —   | —             | —   | —     | —   | —           | —   | —    | —   | —  | —  | —  | —   | —   | —   |
| Melancholia, acute, . . . . .                    | 38              | 45  | 83   | 7                 | 9   | 16        | 9   | 7             | 16  | 7     | 6   | 13          | 2   | 6    | 8   | 1  | 3  | 4  | 26  | 31  | 57  |
| chronic, . . . . .                               | 11              | 7   | 18   | 3                 | 2   | 5         | 2   | 2             | 4   | 2     | 4   | 6           | 3   | 3    | 6   | 3  | 2  | 5  | 13  | 11  | 24  |
| recurrent, . . . . .                             | 4               | 4   | 8    | 2                 | 2   | 4         | —   | —             | —   | —     | —   | —           | 1   | —    | 1   | 1  | —  | —  | 2   | 2   | 4   |
| puerperal, . . . . .                             | —               | 2   | 2    | —                 | —   | —         | —   | —             | —   | —     | —   | —           | —   | —    | —   | —  | —  | —  | —   | —   | —   |
| Dementia, primary, . . . . .                     | —               | 2   | 2    | —                 | —   | —         | —   | —             | —   | —     | —   | —           | —   | —    | —   | —  | —  | —  | —   | —   | —   |
| secondary, . . . . .                             | 16              | 11  | 27   | —                 | —   | —         | 1   | 2             | 3   | 3     | 2   | 5           | 19  | 13   | 32  | 3  | 7  | 10 | 26  | 24  | 50  |
| senile, . . . . .                                | 14              | 19  | 33   | —                 | —   | —         | —   | —             | —   | 1     | 2   | 3           | 3   | 2    | 5   | 5  | 8  | 13 | 17  | 14  | 31  |
| organic (tumors, hemorrhages, etc.), . . . . .   | 7               | 5   | 12   | —                 | —   | —         | —   | —             | —   | 1     | 1   | 2           | 2   | 2    | 4   | 2  | 5  | 7  | 5   | 5   | 10  |
| General paralysis of the insane, . . . . .       | 27              | 2   | 29   | —                 | —   | —         | —   | —             | —   | 2     | 6   | 8           | 6   | 6    | 12  | 6  | 2  | 8  | 20  | 3   | 23  |
| Epileptic insanity, . . . . .                    | 24              | 10  | 34   | 1                 | —   | —         | —   | —             | —   | 4     | 2   | 6           | 10  | 4    | 14  | 4  | 6  | 10 | 21  | 6   | 27  |
| Alcoholic insanity, . . . . .                    | 58              | 19  | 77   | 23                | 5   | 28        | 7   | 1             | 8   | 8     | 1   | 9           | 2   | 1    | 3   | 3  | 3  | 6  | 43  | 8   | 51  |
| Post-paralytic insanity, . . . . .               | 2               | —   | 2    | —                 | —   | —         | —   | —             | —   | —     | —   | —           | —   | —    | —   | —  | —  | —  | —   | —   | —   |
| Hebephrenia, . . . . .                           | 1               | —   | 1    | —                 | —   | —         | —   | —             | —   | —     | —   | —           | —   | —    | —   | —  | —  | —  | —   | —   | —   |
| Congenital mental deficiency (idiocy), . . . . . | 5               | 3   | 8    | —                 | —   | —         | —   | —             | —   | —     | —   | —           | —   | —    | —   | —  | —  | —  | —   | —   | —   |
| Opium habit, . . . . .                           | —               | 1   | 1    | —                 | —   | —         | —   | —             | —   | —     | —   | —           | —   | —    | —   | —  | —  | —  | —   | —   | —   |
| B.—Habitual drunkards, . . . . .                 | 42              | 9   | 51   | 34                | 7   | 41        | 2   | 1             | 3   | 1     | —   | —           | —   | —    | —   | —  | —  | —  | —   | —   | —   |
| Total of cases, . . . . .                        | 342             | 288 | 630  | 78                | 51  | 129       | 39  | 33            | 72  | 59    | 45  | 104         | 67  | 94   | 161 | 58 | 40 | 98 | 301 | 263 | 564 |
| Total of persons, . . . . .                      | 330             | 278 | 608  | 75                | 51  | 126       | 39  | 32            | 71  | 58    | 45  | 103         | 67  | 93   | 160 | 58 | 40 | 98 | 297 | 261 | 558 |

## 14. — Discharges, classified by Admission and Result.

| NUMBER OF THE ADMISSION. | RECOVERED. |     |      | MUCH IMPROVED. |     |      | IMPROVED. |     |      | NOT IMPROVED. |     |      | DIED. |     |      | TOTALS. |     |      |
|--------------------------|------------|-----|------|----------------|-----|------|-----------|-----|------|---------------|-----|------|-------|-----|------|---------|-----|------|
|                          | Ma.        | Fe. | Tot. | Ma.            | Fe. | Tot. | Ma.       | Fe. | Tot. | Ma.           | Fe. | Tot. | Ma.   | Fe. | Tot. | Ma.     | Fe. | Tot. |
|                          |            |     |      |                |     |      |           |     |      |               |     |      |       |     |      |         |     |      |
| First,                   | 60         | 42  | 102  | 33             | 25  | 58   | 52        | 41  | 93   | 51            | 80  | 131  | 57    | 36  | 93   | 253     | 224 | 477  |
| Second,                  | 14         | 2   | 16   | 4              | 4   | 8    | 5         | 4   | 9    | 15            | 12  | 27   | 1     | 3   | 4    | 39      | 25  | 64   |
| Third,                   | 3          | 4   | 7    | -              | 3   | 3    | 1         | -   | 1    | -             | 2   | 2    | -     | -   | -    | 4       | 9   | 13   |
| Fourth,                  | 1          | 2   | 3    | -              | 1   | 1    | 1         | -   | 1    | 1             | -   | 1    | -     | -   | -    | 3       | 3   | 6    |
| Sixth,                   | -          | 1   | 1    | 1              | -   | 1    | -         | -   | -    | -             | -   | -    | -     | -   | -    | 1       | 1   | 2    |
| Tenth,                   | -          | -   | -    | 1              | -   | 1    | -         | -   | -    | -             | -   | -    | -     | -   | -    | 1       | -   | 1    |
| Twenty-first,            | -          | -   | -    | -              | -   | -    | -         | -   | -    | -             | -   | -    | -     | 1   | 1    | -       | 1   | 1    |
| Total of cases,          | 78         | 51  | 129  | 39             | 33  | 72   | 59        | 45  | 104  | 67            | 94  | 161  | 58    | 40  | 98   | 301     | 263 | 564  |
| Total of persons,        | 75         | 51  | 126  | 39             | 32  | 71   | 58        | 45  | 103  | 67            | 93  | 160  | 58    | 40  | 98   | 297     | 261 | 558  |

## 15. — Causes of Death.

| CAUSES.  | INSANE.            |          |        | HABITUAL DRUNKARDS. |          |        | TOTALS. |          |        |
|--|--------------------|----------|--------|---------------------|----------|--------|---------|----------|--------|
|  | Males.             | Females. | Total. | Males.              | Females. | Total. | Males.  | Females. | Total. |
|  | Nervous system : — |          |        |                     |          |        |         |          |        |
| Exhaustion from mania, acute, chronic, . . . . . | 1                  | —        | 1      | —                   | —        | —      | 1       | —        | 1      |
| recurrent, . . . . .                             | —                  | 4        | 4      | —                   | —        | —      | —       | 4        | 4      |
| melancholia, acute, . . . . .                    | —                  | 2        | 2      | —                   | —        | —      | —       | 2        | 2      |
| chronic, . . . . .                               | 2                  | 1        | 3      | —                   | —        | —      | 2       | 1        | 3      |
| dementia, senile, . . . . .                      | 11                 | 5        | 16     | —                   | —        | —      | 11      | 5        | 16     |
| secondary, . . . . .                             | 3                  | 4        | 7      | 1                   | —        | 1      | 4       | 4        | 8      |
| organic, . . . . .                               | 2                  | 4        | 6      | —                   | —        | —      | 2       | 4        | 6      |
| epileptic insanity, . . . . .                    | 6                  | —        | 6      | —                   | —        | —      | 6       | —        | 6      |
| alcoholic insanity, . . . . .                    | 1                  | —        | 1      | —                   | —        | —      | 1       | —        | 1      |
| Meningitis, . . . . .                            | —                  | 2        | 2      | —                   | —        | —      | —       | 2        | 2      |
| Cerebral tumor, . . . . .                        | —                  | 1        | 1      | —                   | —        | —      | —       | 1        | 1      |
| General paralysis, . . . . .                     | 11                 | 2        | 13     | —                   | —        | —      | 11      | 2        | 13     |
| Respiratory system : —                           |                    |          |        |                     |          |        |         |          |        |
| Bronchitis, . . . . .                            | 1                  | —        | 1      | —                   | —        | —      | 1       | —        | 1      |
| Pneumonia, catarrhal, . . . . .                  | 2                  | —        | 2      | —                   | —        | —      | 2       | —        | 2      |
| lobar, . . . . .                                 | 2                  | —        | 2      | —                   | —        | —      | 2       | —        | 2      |
| Phthisis pulmonalis, . . . . .                   | 5                  | 7        | 12     | —                   | —        | —      | 5       | 7        | 12     |

|                                      |    |    |    |   |   |   |    |    |    |  |
|--------------------------------------|----|----|----|---|---|---|----|----|----|--|
| Circulatory system:—                 |    |    |    |   |   |   |    |    |    |  |
| Apoplexy, . . . . .                  | 4  | 3  | 7  | 1 | — | 1 | 5  | 3  | 8  |  |
| Heart clot, . . . . .                | 1  | —  | 1  | — | — | — | 1  | —  | 1  |  |
| Heart failure, . . . . .             | —  | 2  | 2  | — | — | — | —  | 2  | 2  |  |
| Heart disease, . . . . .             | 1  | 1  | 2  | — | — | — | 1  | 1  | 2  |  |
| General:—                            |    |    |    |   |   |   |    |    |    |  |
| Exhaustion from La Grippe, . . . . . | 2  | —  | 2  | — | — | — | 2  | —  | 2  |  |
| Sarcoma, . . . . .                   | —  | 1  | 1  | — | — | — | —  | 1  | 1  |  |
| Erysipelas, . . . . .                | —  | 1  | 1  | — | — | — | —  | 1  | 1  |  |
| Suicide by drowning, . . . . .       | 1  | —  | 1  | — | — | — | 1  | —  | 1  |  |
| Totals, . . . . .                    | 56 | 40 | 96 | 2 | — | 2 | 58 | 40 | 98 |  |

16. — Recoveries, classified by Duration of Disease and Treatment.

| PERIOD.                                | DURATION BEFORE AD-<br>MISSION. |      |      |                     |      |      | LAST ATTACK.                       |       |      |  |       |       | ALL ATTACKS.                                 |      |      |      |  |  |
|--|---------------------------------|------|------|---------------------|------|------|------------------------------------|-------|------|--|-------|-------|--|------|------|------|--|--|
|  | DURATION BEFORE AD-<br>MISSION. |      |      | HOSPITAL RESIDENCE. |      |      | WHOLE DURATION FROM<br>THE ATTACK. |       |      | WHOLE KNOWN PERIOD OF<br>MENTAL DISEASE. |       |       | WHOLE KNOWN PERIOD OF<br>HOSPITAL RESIDENCE. |      |      |      |  |  |
|  | Ma.                             | Fe.  | Tot. | Ma.                 | Fe.  | Tot. | Ma.                                | Fe.   | Tot. | Ma.                                      | Fe.   | Tot.  | Ma.  | Fe.  | Tot. |      |  |  |
|  |                                 |      |      |                     |      |      |                                    |       |      |  |       |       |  |      |      |      |  |  |
| A. — Insane —                          |                                 |      |      |                     |      |      |                                    |       |      |  |       |       |  |      |      |      |  |  |
| Under 1 month, . . .                   | 15                              | 22   | 37   | 2                   | 1    | 3    | 1                                  | 1     | 2    | 1  | 1     | 2     | 1  | 1    | 2    | 4    |  |  |
| From 1 to 3 months, . .                | 4                               | 5    | 9    | 15                  | 14   | 29   | 4                                  | 6     | 10   | 10                                       | 10    | 14    | 16   | 13   | 29   | 29   |  |  |
| 3 to 6 months, . . .                   | 1                               | 6    | 7    | 13                  | 11   | 24   | 10                                 | 7     | 17   | 11                                       | 5     | 16    | 10   | 8    | 18   | 18   |  |  |
| 6 to 12 months, . . .                  | —                               | 3    | 3    | 11                  | 14   | 25   | 5                                  | 17    | 22   | 9  | 18    | 27    | 9  | 14   | 23   | 23   |  |  |
| 1 to 2 years, . . .                    | 4                               | 3    | 7    | 2                   | 3    | 5    | 3                                  | 6     | 9    | 5  | 9     | 14    | 3  | 5    | 8    | 8    |  |  |
| 2 to 5 years, . . .                    | 1                               | 2    | 3    | —                   | 1    | 1    | 3                                  | 4     | 7    | 1  | 4     | 5     | 2  | 2    | 4    | 4    |  |  |
| 5 to 10 years, . . .                   | 2                               | 1    | 3    | 1                   | —    | 1    | 2                                  | 1     | 3    | 5  | —     | 5     | 1  | 1    | 2    | 2    |  |  |
| 10 to 20 years, . . .                  | 1                               | —    | 1    | —                   | —    | —    | —                                  | —     | —    | 2  | 3     | 5     | —  | —    | —    | —    |  |  |
| Unknown, . . .                         | 16                              | 2    | 18   | —                   | —    | —    | 16                                 | 2     | 18   | —  | —     | —     | —  | —    | —    | —    |  |  |
| Totals, . . .                          | 44                              | 44   | 88   | 44                  | 44   | 88   | 44                                 | 44    | 88   | 44                                       | 44    | 88    | 44   | 44   | 88   | 88   |  |  |
| Average of known<br>cases (in months), | 13.92                           | 5.97 | 9.27 | 7.2                 | 5.33 | 7.20 | 108.78                             | 16.66 | 53.5 | 20.29                                    | 20.22 | 20.28 | 7.08   | 8.40 | 7.76 | 7.76 |  |  |

B.—Habitual drunkards—

|   |       |       |       |      |      |      |       |       |       |       |       |       |       |       |      |      |      |      |      |
|---|-------|-------|-------|------|------|------|-------|-------|-------|-------|-------|-------|-------|-------|------|------|------|------|------|
| Under 1 month, . . .                      | 4     | -     | 4     | 3    | 2    | 5    | -     | -     | -     | -     | -     | -     | -     | -     | -    | -    | 3    | 2    | 5    |
| From 1 to 3 months, . . .                 | 1     | -     | 1     | 13   | 3    | 16   | -     | -     | -     | -     | -     | -     | -     | -     | -    | -    | 11   | 3    | 14   |
| 3 to 6 months, . . .                      | 2     | 2     | 4     | 11   | 2    | 13   | 2     | -     | 3     | -     | 3     | 3     | 3     | 1     | 1    | 1    | 12   | 1    | 13   |
| 6 to 12 months, . . .                     | -     | -     | -     | 5    | -    | 5    | 4     | 2     | 1     | 2     | 6     | 1     | 2     | 1     | 1    | 1    | 7    | 1    | 8    |
| 1 to 2 years, . . .                       | 1     | -     | 1     | 1    | -    | 1    | 1     | -     | 1     | 1     | 1     | 1     | 1     | 1     | 1    | 1    | -    | -    | -    |
| 2 to 5 years, . . .                       | 8     | 2     | 10    | -    | -    | -    | 8     | 2     | 8     | 2     | 10    | 2     | 2     | 1     | 1    | 1    | 1    | -    | 1    |
| 5 to 10 years, . . .                      | 16    | 2     | 18    | 1    | -    | 1    | 16    | 2     | 17    | 2     | 18    | 17    | 2     | 19    | 2    | 19   | -    | -    | -    |
| 10 to 20 years, . . .                     | 2     | -     | 2     | -    | -    | -    | 3     | -     | 4     | 1     | 3     | 4     | 1     | 5     | 1    | 5    | -    | -    | -    |
| Over 20 years, . . .                      | -     | 1     | 1     | -    | -    | -    | -     | 1     | -     | 1     | 1     | -     | -     | -     | -    | -    | -    | -    | -    |
| Totals, . . .                             | 34    | 7     | 41    | 34   | 7    | 41   | 34    | 7     | 34    | 7     | 41    | 34    | 7     | 41    | 7    | 41   | 34   | 7    | 41   |
| Average of known cases (in months), . . . | 47.02 | 64.57 | 50.02 | 6.79 | 2.28 | 6.02 | 37.28 | 32.00 | 44.68 | 67.14 | 58.75 | 44.68 | 67.14 | 58.75 | 7.26 | 4.14 | 7.26 | 4.14 | 6.75 |

17. — Deaths, classified by Duration of Disease and Treatment.

| PERIOD.                                       | LAST ATTACK.                |      |        |                     |      |       | ALL ATTACKS.                    |       |        |                                       |       |        |   |       |       |
|---|-----------------------------|------|--------|---------------------|------|-------|---------------------------------|-------|--------|---------------------------------------|-------|--------|---|-------|-------|
|   | DURATION BEFORE AD-MISSION. |      |        | HOSPITAL RESIDENCE. |      |       | WHOLE DURATION FROM THE ATTACK. |       |        | WHOLE KNOWN PERIOD OF MENTAL DISEASE. |       |        | WHOLE KNOWN PERIOD OF HOSPITAL RESIDENCE. |       |       |
|   | Ma.                         | Fe.  | Tot.   | Ma.                 | Fe.  | Tot.  | Ma.                             | Fe.   | Tot.   | Ma.                                   | Fe.   | Tot.   | Ma.                                       | Fe.   | Tot.  |
| A. — Insane —                                 |                             |      |        |                     |      |       |                                 |       |        |                                       |       |        |   |       |       |
| Congenital, . . . . .                         | 2                           | —    | 2      | —                   | —    | —     | 2                               | —     | 2      | 2                                     | —     | 2      | —   | —     | —     |
| Under 1 month, . . . . .                      | 4                           | 4    | 8      | 15                  | 5    | 20    | 4                               | 1     | 5      | 4                                     | 2     | 6      | 15  | 5     | 20    |
| From 1 to 3 months, . . . . .                 | 10                          | 4    | 14     | 8                   | 5    | 13    | 7                               | —     | 7      | 9                                     | 1     | 10     | 8   | 5     | 13    |
| 3 to 6 months, . . . . .                      | 6                           | 4    | 10     | 10                  | 4    | 14    | 1                               | —     | 1      | 3                                     | —     | 3      | 10  | 4     | 14    |
| 6 to 12 months, . . . . .                     | 5                           | 4    | 9      | 8                   | 5    | 13    | 4                               | 4     | 8      | 3                                     | 6     | 9      | 9   | 5     | 14    |
| 1 to 2 years, . . . . .                       | 7                           | 4    | 11     | 6                   | 4    | 10    | 3                               | 3     | 6      | 9                                     | 5     | 14     | 6   | 4     | 10    |
| 2 to 5 years, . . . . .                       | 10                          | 6    | 16     | 6                   | 10   | 16    | 14                              | 6     | 20     | 12                                    | 6     | 18     | 5   | 8     | 13    |
| 5 to 10 years, . . . . .                      | 4                           | 8    | 12     | 3                   | 4    | 7     | 8                               | 16    | 24     | 11                                    | 12    | 23     | 3   | 4     | 7     |
| 10 to 20 years, . . . . .                     | 2                           | 1    | 3      | —                   | 3    | 3     | 2                               | 3     | 5      | 1                                     | 3     | 4      | —   | 3     | 3     |
| Over 20 years, . . . . .                      | —                           | —    | —      | —                   | —    | —     | —                               | 2     | 2      | 1                                     | 4     | 5      | —   | 2     | 2     |
| Unknown, . . . . .                            | 6                           | 5    | 11     | —                   | —    | —     | 6                               | 5     | 11     | —                                     | —     | —      | —   | —     | —     |
| Totals, . . . . .                             | 56                          | 40   | 96     | 56                  | 40   | 96    | 56                              | 40    | 96     | 56                                    | 40    | 96     | 56  | 40    | 96    |
| Average of known cases (in months), . . . . . | 30.78                       | 31.4 | 31.04  | 10.5                | 27.6 | 17.62 | 34.74                           | 68.34 | 48.69  | 35.08                                 | 71.97 | 50.45  | 13.07                                     | 41.02 | 23.67 |
| B. — Habitual drunkards —                     |                             |      |        |                     |      |       |                                 |       |        |                                       |       |        |   |       |       |
| From 1 to 3 months, . . . . .                 | —                           | —    | —      | 1                   | —    | 1     | —                               | —     | —      | —                                     | —     | —      | —   | —     | —     |
| 1 to 2 years, . . . . .                       | —                           | —    | —      | 1                   | —    | 1     | —                               | —     | —      | —                                     | —     | —      | 1   | —     | 1     |
| 10 to 20 years, . . . . .                     | 2                           | —    | 2      | —                   | —    | —     | 2                               | —     | 2      | 1                                     | —     | 1      | —   | —     | —     |
| Totals, . . . . .                             | 2                           | —    | 2      | 2                   | —    | 2     | 2                               | —     | 2      | 2                                     | —     | 2      | 2   | —     | 2     |
| Average of known cases (in months), . . . . . | 120.00                      | —    | 120.00 | 4.00                | —    | 4.00  | 129.00                          | —     | 129.00 | 129.00                                | —     | 129.00 | 12.00                                     | —     | 12.00 |



*18.—How Supported.*

| SUPPORTED AS —          | PATIENTS ADMITTED. |          |         | AVERAGE OF THE YEAR. |          |         |
|-------------------------|--------------------|----------|---------|----------------------|----------|---------|
|                         | Males.             | Females. | Totals. | Males.               | Females. | Totals. |
| State patients, . . .   | 177                | 144      | 321     | 144.16               | 122.19   | 266.34  |
| Town patients, . . .    | 183                | 234      | 417     | 201.34               | 253.28   | 454.62  |
| Private patients, . . . | 74                 | 79       | 153     | 62.90                | 73.48    | 136.38  |
| Totals, . . .           | 434                | 457      | 891     | 408.40               | 448.95   | 857.36  |

*19.—Number of Convicts admitted to the Hospital from its Opening, Jan. 19, 1833, to Sept. 30, 1892.*

|  | Males. | Females. | Totals. |
|--|--------|----------|---------|
| Number upon first admission, . . . . . | 498    | 105      | 603     |
| Number upon readmission, . . . . .     | 62     | 9        | 71      |
| Totals, . . . . .                      | 560    | 114      | 674     |









21. — Relapsed Cases admitted in Each Year and discharged in 1891-1892.

| YEARS ENDING<br>SEPT. 30. | CASES PREVIOUSLY RECOVERED IN THIS HOSPITAL. |          |         |            |          |         |                |          |         |           |          |         |               | REMAINING SEPT. 30, 1892. |         |        |          |         |        |          |         |  |  |
|---------------------------|--|----------|---------|------------|----------|---------|----------------|----------|---------|-----------|----------|---------|---------------|---------------------------|---------|--------|----------|---------|--------|----------|---------|--|--|
|                           | ADMITTED.                                    |          |         | RECOVERED. |          |         | MUCH IMPROVED. |          |         | IMPROVED. |          |         | NOT IMPROVED. |                           |         | DIED.  |          | Males.  |        | Females. |         |  |  |
|                           | Males.                                       | Females. | Totals. | Males.     | Females. | Totals. | Males.         | Females. | Totals. | Males.    | Females. | Totals. | Males.        | Females.                  | Totals. | Males. | Females. | Totals. | Males. | Females. | Totals. |  |  |
| 1868,                     |  |          |         |            |          |         |                |          |         |           |          |         |               |                           |         |        |          |         |        |          |         |  |  |
| 1869,                     |  |          |         |            |          |         |                |          |         |           |          |         |               |                           |         |        |          |         |        |          |         |  |  |
| 1872,                     |  |          |         |            |          |         |                |          |         |           |          |         |               |                           |         |        |          |         |        |          |         |  |  |
| 1873,                     |  |          |         |            |          |         |                |          |         |           |          |         |               |                           |         |        |          |         |        |          |         |  |  |
| 1874,                     |  |          |         |            |          |         |                |          |         |           |          |         |               |                           |         |        |          |         |        |          |         |  |  |
| 1876,                     |  |          |         |            |          |         |                |          |         |           |          |         |               |                           |         |        |          |         |        |          |         |  |  |
| 1877,                     |  |          |         |            |          |         |                |          |         |           |          |         |               |                           |         |        |          |         |        |          |         |  |  |
| 1878,                     |  |          |         |            |          |         |                |          |         |           |          |         |               |                           |         |        |          |         |        |          |         |  |  |
| 1879,                     |  |          |         |            |          |         |                |          |         |           |          |         |               |                           |         |        |          |         |        |          |         |  |  |
| 1880,                     |  |          |         |            |          |         |                |          |         |           |          |         |               |                           |         |        |          |         |        |          |         |  |  |
| 1881,                     |  |          |         |            |          |         |                |          |         |           |          |         |               |                           |         |        |          |         |        |          |         |  |  |
| 1882,                     |  |          |         |            |          |         |                |          |         |           |          |         |               |                           |         |        |          |         |        |          |         |  |  |
| 1883,                     |  |          |         |            |          |         |                |          |         |           |          |         |               |                           |         |        |          |         |        |          |         |  |  |
| 1884,                     |  |          |         |            |          |         |                |          |         |           |          |         |               |                           |         |        |          |         |        |          |         |  |  |
| 1885,                     |  |          |         |            |          |         |                |          |         |           |          |         |               |                           |         |        |          |         |        |          |         |  |  |
| 1886,                     |  |          |         |            |          |         |                |          |         |           |          |         |               |                           |         |        |          |         |        |          |         |  |  |
| 1887,                     |  |          |         |            |          |         |                |          |         |           |          |         |               |                           |         |        |          |         |        |          |         |  |  |
| 1888,                     |  |          |         |            |          |         |                |          |         |           |          |         |               |                           |         |        |          |         |        |          |         |  |  |
| 1889,                     |  |          |         |            |          |         |                |          |         |           |          |         |               |                           |         |        |          |         |        |          |         |  |  |
| 1890,                     |  |          |         |            |          |         |                |          |         |           |          |         |               |                           |         |        |          |         |        |          |         |  |  |
| 1891,                     |  |          |         |            |          |         |                |          |         |           |          |         |               |                           |         |        |          |         |        |          |         |  |  |
| 1892,                     |  |          |         |            |          |         |                |          |         |           |          |         |               |                           |         |        |          |         |        |          |         |  |  |
| Totals,                   | 184  | 189      | 373     | 15         | 6        | 21      | 4              | 8        | 12      | 4         | 1        | 5       | 2             | 1                         | 1       | 2      | 1        | 1       | 54     | 31       | 85      |  |  |

22. — Record of 16,838 Cases admitted to the Worcester Lunatic Hospital, from its Opening, Jan. 19, 1833, to Sept. 30, 1892.

|  | Males. | Females. | Totals. | Males. | Females. | Totals. | Males. | Females. | Totals. |
|--|--------|----------|---------|--------|----------|---------|--------|----------|---------|
| Number of persons admitted, . . . . .  | —      | —        | —       | 6,648  | 6,249    | 12,897  | —      | —        | —       |
| Number of readmissions, . . . . .  | 1,926  | 1,863    | 3,789   | —      | —        | —       | —      | —        | —       |
| Readmissions without removal from the hospital, . . . . .                                | 74     | 78       | 152     | —      | —        | —       | —      | —        | —       |
| Total number of readmissions, . . . . .  | —      | —        | —       | 2,000  | 1,941    | 3,941   | —      | —        | —       |
| Number of cases, . . . . .   | —      | —        | —       | 906    | 593      | 1,499   | —      | —        | —       |
| Cases in other hospitals, previous to first admission here, . . . . .                    | —      | —        | —       | 212    | 235      | 447     | —      | —        | —       |
| Cases in other hospitals between first admission and any subsequent admission, . . . . . | —      | —        | —       | 567    | 626      | 1,293   | —      | —        | —       |
| Transfers to State hospitals in this State on first admission, . . . . .                 | —      | —        | —       | 127    | 54       | 181     | —      | —        | —       |
| Removed to other institutions in this State on first admission, . . . . .                | —      | —        | —       | 12     | 12       | 24      | —      | —        | —       |
| Sent to hospitals out of the State on first admission, . . . . .                         | —      | —        | —       | 177    | 226      | 403     | —      | —        | —       |
| Transfers to State hospitals in this State on readmissions, . . . . .                    | —      | —        | —       | 26     | 20       | 46      | —      | —        | —       |
| Removed to other institutions in this State on readmissions, . . . . .                   | —      | —        | —       | 9      | —        | 9       | —      | —        | —       |
| Sent to hospitals out of the State on readmissions, . . . . .                            | —      | —        | —       | —      | —        | —       | 918    | 938      | 1,856   |
| Persons admitted, . . . . .  | 6,648  | 6,249    | 12,897  | —      | —        | —       | —      | —        | —       |
| Cases in this hospital, . . . . .  | —      | —        | —       | 8,648  | 8,190    | 16,838  | —      | —        | —       |
| Previously in other hospitals, . . . . .   | —      | —        | —       | 1,118  | 828      | 1,946   | —      | —        | —       |
| Removed to hospitals and institutions upon discharge, . . . . .                          | —      | —        | —       | 918    | 938      | 1,856   | —      | —        | —       |
| Total cases, . . . . .   | —      | —        | —       | 10,684 | 9,956    | 20,640  | —      | —        | —       |

## 23. — Showing the Results of First Admissions.

|  | Males. | Females. | Totals. | Males. | Females. | Totals. |
|--|--------|----------|---------|--------|----------|---------|
| Number of persons on first admission, . . . . .        | —      | —        | —       | 6,648  | 6,259    | 12,907  |
| Discharged recovered, . . . . .                        | 2,170  | 1,996    | 4,166   | —      | —        | —       |
| improved, . . . . .                                    | 1,688  | 1,770    | 3,458   | —      | —        | —       |
| not improved, . . . . .                                | 1,332  | 1,203    | 2,535   | —      | —        | —       |
| not insane, . . . . .                                  | 9      | 6        | 15      | —      | —        | —       |
| Eloped, . . . . .                                      | 4      | —        | 4       | —      | —        | —       |
| Died, . . . . .  | 1,112  | 917      | 2,029   | —      | —        | —       |
| Remaining in the hospital<br>Sept. 30, 1892, . . . . . | 333    | 367      | 700     | 6,648  | 6,259    | 12,907  |

## Showing the Results of Readmissions.

|  |     |     |       |       |       |       |
|--|-----|-----|-------|-------|-------|-------|
| Number of readmissions, . . . . .                      | —   | —   | —     | 2,000 | 1,931 | 3,931 |
| Discharged recovered, . . . . .                        | 708 | 758 | 1,466 | —     | —     | —     |
| improved, . . . . .                                    | 538 | 520 | 1,058 | —     | —     | —     |
| not improved, . . . . .                                | 404 | 351 | 755   | —     | —     | —     |
| Eloped, . . . . .                                      | 1   | —   | 1     | —     | —     | —     |
| Died, . . . . .  | 248 | 212 | 460   | —     | —     | —     |
| Remaining in the hospital<br>Sept. 30, 1892, . . . . . | 101 | 90  | 191   | 2,000 | 1,931 | 3,931 |

## Showing the Results of Second Admissions.

|  |     |     |     |       |       |       |
|--|-----|-----|-----|-------|-------|-------|
| Number of second admissions, . . . . .                 | —   | —   | —   | 1,219 | 1,200 | 2,419 |
| Discharged recovered, . . . . .                        | 385 | 375 | 760 | —     | —     | —     |
| improved, . . . . .                                    | 320 | 341 | 661 | —     | —     | —     |
| not improved, . . . . .                                | 285 | 252 | 537 | —     | —     | —     |
| Died, . . . . .  | 171 | 155 | 326 | —     | —     | —     |
| Remaining in the hospital<br>Sept. 30, 1892, . . . . . | 58  | 77  | 135 | 1,219 | 1,200 | 2,419 |

## Showing the Results of Third Admissions.

|  |     |     |     |     |     |     |
|--|-----|-----|-----|-----|-----|-----|
| Number of third admissions, . . . . .                  | —   | —   | —   | 382 | 334 | 716 |
| Discharged recovered, . . . . .                        | 141 | 146 | 287 | —   | —   | —   |
| improved, . . . . .                                    | 102 | 85  | 187 | —   | —   | —   |
| not improved, . . . . .                                | 67  | 59  | 126 | —   | —   | —   |
| Died, . . . . .  | 46  | 30  | 76  | —   | —   | —   |
| Remaining in the hospital<br>Sept. 30, 1892, . . . . . | 26  | 14  | 40  | 382 | 334 | 716 |



*Showing the Results of Fourth Admissions.*

|  | Males. | Females. | Totals. | Males. | Females. | Totals. |
|--|--------|----------|---------|--------|----------|---------|
| Number of fourth admissions,                           | -      | -        | -       | 157    | 141      | 298     |
| Discharged recovered, . . .                            | 66     | 64       | 130     | -      | -        | -       |
| improved, . . .  | 45     | 42       | 87      | -      | -        | -       |
| not improved, . . .                                    | 28     | 22       | 50      | -      | -        | -       |
| Died, . . . . .  | 10     | 10       | 20      | -      | -        | -       |
| Remaining in the hospital<br>Sept. 30, 1892, . . . . . | 8      | 3        | 11      | 157    | 141      | 298     |

*Showing the Results of Fifth Admissions.*

|  |    |    |    |    |    |     |
|--|----|----|----|----|----|-----|
| Number of fifth admissions, .                          | -  | -  | -  | 76 | 73 | 149 |
| Discharged recovered, . . .                            | 35 | 40 | 75 | -  | -  | -   |
| improved, . . .  | 15 | 15 | 30 | -  | -  | -   |
| not improved, . . .                                    | 11 | 9  | 20 | -  | -  | -   |
| Eloped, . . . . .                                      | 1  | -  | 1  | -  | -  | -   |
| Died, . . . . .  | 12 | 5  | 17 | -  | -  | -   |
| Remaining in the hospital<br>Sept. 30, 1892, . . . . . | 2  | 4  | 6  | 76 | 73 | 149 |

*Showing the Results of Sixth Admissions.*

|  |    |    |    |    |    |    |
|--|----|----|----|----|----|----|
| Number of sixth admissions,                            | -  | -  | -  | 45 | 40 | 85 |
| Discharged recovered, . . .                            | 23 | 22 | 45 | -  | -  | -  |
| improved, . . .  | 9  | 13 | 22 | -  | -  | -  |
| not improved, . . .                                    | 4  | 2  | 6  | -  | -  | -  |
| Died, . . . . .  | 3  | 3  | 6  | -  | -  | -  |
| Remaining in the hospital<br>Sept. 30, 1892, . . . . . | 6  | -  | 6  | 45 | 40 | 85 |

*Showing the Results of Seventh Admissions.*

|   |    |    |    |    |    |    |
|---|----|----|----|----|----|----|
| Number of seventh admissions, . . . . . | -  | -  | -  | 26 | 27 | 53 |
| Discharged recovered, . . .             | 14 | 17 | 31 | -  | -  | -  |
| improved, . . .                         | 6  | 7  | 13 | -  | -  | -  |
| not improved, . . .                     | 3  | 1  | 4  | -  | -  | -  |
| Died, . . . . .                         | 3  | 2  | 5  | 26 | 27 | 53 |

*Showing the Results of Eighth Admissions.*

|                              | Males. | Females. | Totals. | Males. | Females. | Totals. |
|------------------------------|--------|----------|---------|--------|----------|---------|
| Number of eighth admissions, | -      | -        | -       | 20     | 19       | 39      |
| Discharged recovered, . . .  | 10     | 13       | 23      | -      | -        | -       |
| improved, . . .              | 9      | 2        | 11      | -      | -        | -       |
| not improved, . . .          | 1      | 3        | 4       | -      | -        | -       |
| Died, . . . . .              | -      | 1        | 1       | 20     | 19       | 39      |

*Showing the Results of Ninth Admissions.*

|                             |    |    |    |    |    |    |
|-----------------------------|----|----|----|----|----|----|
| Number of ninth admissions, | -  | -  | -  | 16 | 16 | 32 |
| Discharged recovered, . . . | 10 | 11 | 21 | -  | -  | -  |
| improved, . . .             | 4  | 4  | 8  | -  | -  | -  |
| not improved, . . .         | 1  | 1  | 2  | -  | -  | -  |
| Died, . . . . .             | 1  | -  | 1  | 16 | 16 | 32 |

*Showing the Results of Tenth Admissions.*

|                             |   |    |    |    |    |    |
|-----------------------------|---|----|----|----|----|----|
| Number of tenth admissions, | - | -  | -  | 14 | 15 | 29 |
| Discharged recovered, . . . | 6 | 12 | 18 | -  | -  | -  |
| improved, . . .             | 7 | 2  | 9  | -  | -  | -  |
| not improved, . . .         | 1 | 1  | 2  | 14 | 15 | 29 |

*Showing the Results of Eleventh Admissions.*

|  |   |   |    |    |    |    |
|--|---|---|----|----|----|----|
| Number of eleventh admissions, . . . . . | - | - | -  | 12 | 14 | 26 |
| Discharged recovered, . . .              | 3 | 9 | 12 | -  | -  | -  |
| improved, . . .                          | 6 | 4 | 10 | -  | -  | -  |
| not improved, . . .                      | 2 | 1 | 3  | -  | -  | -  |
| Died, . . . . .                          | 1 | - | 1  | 12 | 14 | 26 |

*Showing the Results of Twelfth Admissions.*

|   |   |   |    |   |    |    |
|---|---|---|----|---|----|----|
| Number of twelfth admissions, . . . . . | - | - | -  | 9 | 11 | 20 |
| Discharged recovered, . . .             | 3 | 9 | 12 | - | -  | -  |
| improved, . . .                         | 4 | 1 | 5  | - | -  | -  |
| not improved, . . .                     | 1 | - | 1  | - | -  | -  |
| Died, . . . . .                         | 1 | 1 | 2  | 9 | 11 | 20 |

*Showing the Results of Thirteenth Admissions.*

|  | Males. | Females. | Totals. | Males. | Females. | Totals. |
|--|--------|----------|---------|--------|----------|---------|
| Number of thirteenth admissions, . . . . . | -      | -        | -       | 7      | 9        | 16      |
| Discharged recovered, . . . . .            | 3      | 8        | 11      | -      | -        | -       |
| improved, . . . . .                        | 3      | -        | 3       | -      | -        | -       |
| not improved, . . . . .                    | 1      | -        | 1       | -      | -        | -       |
| Died, . . . . .                            | -      | 1        | 1       | 7      | 9        | 16      |

*Showing the Results of Fourteenth Admissions.*

|  |   |   |   |   |   |    |
|--|---|---|---|---|---|----|
| Number of fourteenth admissions, . . . . . | - | - | - | 5 | 8 | 13 |
| Discharged recovered, . . . . .            | 3 | 6 | 9 | - | - | -  |
| improved, . . . . .                        | 2 | 1 | 3 | - | - | -  |
| not improved, . . . . .                    | - | 1 | 1 | 5 | 8 | 13 |

*Showing the Results of Fifteenth Admissions.*

|   |   |   |   |   |   |    |
|---|---|---|---|---|---|----|
| Number of fifteenth admissions, . . . . . | - | - | - | 4 | 6 | 10 |
| Discharged recovered, . . . . .           | 2 | 4 | 6 | - | - | -  |
| improved, . . . . .                       | 2 | 1 | 3 | - | - | -  |
| not improved, . . . . .                   | - | 1 | 1 | 4 | 6 | 10 |

*Showing the Results of Sixteenth Admissions.*

|  |   |   |   |   |   |   |
|--|---|---|---|---|---|---|
| Number of sixteenth admissions, . . . . .              | - | - | - | 3 | 4 | 7 |
| Discharged recovered, . . . . .                        | 1 | 3 | 4 | - | - | - |
| improved, . . . . .                                    | 1 | - | 1 | - | - | - |
| Remaining in the hospital<br>Sept. 30, 1892, . . . . . | 1 | 1 | 2 | 3 | 4 | 7 |

*Showing the Results of Seventeenth Admissions.*

|   | Males. | Females. | Totals. | Males. | Females. | Totals. |
|---|--------|----------|---------|--------|----------|---------|
| Number of seventeenth admissions, . . . . . | -      | -        | -       | 2      | 3        | 5       |
| Discharged recovered, . . . . .             | 2      | 2        | 4       | -      | -        | -       |
| not improved, . . . . .                     | -      | 1        | 1       | 2      | 3        | 5       |

*Showing the Results of Eighteenth Admissions.*

|  |   |   |   |   |   |   |
|--|---|---|---|---|---|---|
| Number of eighteenth admissions, . . . . . | - | - | - | 2 | 3 | 5 |
| Discharged recovered, . . . . .            | 1 | 2 | 3 | - | - | - |
| improved, . . . . .                        | 1 | - | 1 | - | - | - |
| Died, . . . . .                            | - | 1 | 1 | 2 | 3 | 5 |

*Showing the Results of Nineteenth Admissions.*

|  |   |   |   |   |   |   |
|--|---|---|---|---|---|---|
| Number of nineteenth admissions, . . . . . | - | - | - | 1 | 2 | 3 |
| Discharged recovered, . . . . .            | - | 2 | 2 | - | - | - |
| improved, . . . . .                        | 1 | - | 1 | 1 | 2 | 3 |

*Showing the Results of Twentieth Admissions.*

|   |   |   |   |   |   |   |
|---|---|---|---|---|---|---|
| Number of twentieth admissions, . . . . . | - | - | - | - | 2 | 2 |
| Discharged recovered, . . . . .           | - | 2 | 2 | - | 2 | 2 |

*Showing the Results of Twenty-first Admissions.*

|  |   |   |   |   |   |   |
|--|---|---|---|---|---|---|
| Number of twenty-first admissions, . . . . . | - | - | - | - | 2 | 2 |
| Discharged recovered, . . . . .              | - | 1 | 1 | - | - | - |
| Died, . . . . .                              | - | 1 | 1 | - | 2 | 2 |

*Showing the Results of Twenty-second Admissions.*

|   | Males. | Females. | Totals. | Males. | Females. | Totals. |
|---|--------|----------|---------|--------|----------|---------|
| Number of twenty-second admissions, . . . . . | -      | -        | -       | -      | 1        | 1       |
| Discharged recovered, . . . . .               | -      | 1        | 1       | -      | 1        | 1       |

*Showing the Results of Twenty-third Admissions.*

|  |   |   |   |   |   |   |
|--|---|---|---|---|---|---|
| Number of twenty-third admissions, . . . . . | - | - | - | - | 1 | 1 |
| Discharged recovered, . . . . .              | - | 1 | 1 | - | 1 | 1 |

24. — Table Showing Admissions, Discharges and Deaths.

| YEARS ENDING SEPT. 30. | ADMITTED.                    |          |         |   |          |         | GRAND TOTALS. |
|------------------------|------------------------------|----------|---------|---|----------|---------|---------------|
|                        | NEW CASES, FIRST ADMISSIONS. |          |         | NEW CASES HERE, BUT HAVE PREVIOUSLY BEEN IN OTHER HOSPITALS, AND ARE THEREFORE RE-ADMITTED. |          |         |               |
|                        | Males.                       | Females. | Totals. | Males.  | Females. | Totals. |               |
| 1833.                  | 63                           | 28       | 91      | 18  | 16       | 34      | 1             |
| 1833-34.               | 50                           | 42       | 92      | 16  | 9        | 25      | 7             |
| 1834-35.               | 48                           | 31       | 75      | 3   | 10       | 13      | 18            |
| 1835-36.               | 49                           | 41       | 90      | 4   | 13       | 17      | 9             |
| 1836-37.               | 60                           | 52       | 112     | 13  | 8        | 21      | 6             |
| 1837-38.               | 81                           | 64       | 145     | 2   | 7        | 9       | 11            |
| 1838-39.               | 54                           | 72       | 126     | 8   | 5        | 13      | 22            |
| 1839-40.               | 61                           | 73       | 134     | 3   | 5        | 8       | 13            |
| 1840-41.               | 51                           | 63       | 114     | 2   | 1        | 3       | 20            |
| 1841-42.               | 71                           | 67       | 138     | 5   | 4        | 9       | 24            |
| 1842-43.               | 80                           | 80       | 160     | 13  | 5        | 18      | 20            |
| 1843-44.               | 92                           | 96       | 188     | 4   | 4        | 8       | 20            |
| 1844-45.               | 92                           | 87       | 179     | 10  | 6        | 16      | 43            |
| 1845-46.               | 98                           | 104      | 202     | 8   | 9        | 17      | 36            |
| 1846-47.               | 75                           | 84       | 159     | 5   | 11       | 16      | 23            |
| 1847-48.               | 104                          | 97       | 201     | 8   | 6        | 14      | 26            |
| 1848-49.               | 85                           | 86       | 171     | 11  | 11       | 22      | 31            |
| 1849-50.               | 96                           | 82       | 178     | 7   | 5        | 12      | 27            |
| 1850-51.               | 85                           | 87       | 172     | 12  | 9        | 21      | 38            |
| 1851-52.               | 91                           | 113      | 207     | 7   | 5        | 12      | 44            |
| 1852-53.               | 89                           | 108      | 197     | 8   | 5        | 13      | 44            |
| 1853-54.               | 81                           | 116      | 197     | 4   | 10       | 14      | 38            |
| 1854-55.               | 54                           | 79       | 133     | 6   | 6        | 12      | 36            |
| 1855-56.               | 68                           | 93       | 161     | 10  | 7        | 17      | 24            |

|                    |       |       |        |     |     |       |       |       |       |        |
|--------------------|-------|-------|--------|-----|-----|-------|-------|-------|-------|--------|
| 1856-57, . . . . . | 81    | 97    | 178    | 8   | 9   | 17    | 36    | 34    | 70    | 265    |
| 1857-58, . . . . . | 98    | 89    | 182    | 28  | 41  | 69    | 45    | 58    | 103   | 354    |
| 1858-59, . . . . . | 78    | 67    | 145    | 4   | 6   | 10    | 24    | 21    | 45    | 200    |
| 1859-60, . . . . . | 85    | 72    | 157    | 3   | 3   | 6     | 17    | 35    | 52    | 215    |
| 1860-61, . . . . . | 82    | 83    | 165    | 10  | 9   | 19    | 35    | 32    | 67    | 251    |
| 1861-62, . . . . . | 63    | 66    | 129    | 9   | 9   | 18    | 36    | 38    | 74    | 221    |
| 1862-63, . . . . . | 59    | 70    | 129    | 13  | 5   | 18    | 42    | 26    | 68    | 215    |
| 1863-64, . . . . . | 76    | 51    | 127    | 7   | 5   | 12    | 42    | 45    | 87    | 226    |
| 1864-65, . . . . . | 69    | 68    | 137    | 4   | 11  | 15    | 44    | 45    | 87    | 226    |
| 1865-66, . . . . . | 113   | 96    | 209    | 10  | 4   | 14    | 40    | 26    | 66    | 289    |
| 1866-67, . . . . . | 97    | 87    | 184    | 10  | 11  | 21    | 47    | 36    | 66    | 221    |
| 1867-68, . . . . . | 103   | 77    | 180    | 9   | 15  | 24    | 46    | 46    | 83    | 288    |
| 1868-69, . . . . . | 100   | 107   | 207    | 16  | 14  | 30    | 55    | 46    | 92    | 296    |
| 1869-70, . . . . . | 124   | 129   | 253    | 14  | 14  | 28    | 58    | 45    | 100   | 337    |
| 1870-71, . . . . . | 160   | 131   | 294    | 14  | 20  | 34    | 80    | 45    | 103   | 384    |
| 1871-72, . . . . . | 163   | 103   | 266    | 18  | 17  | 35    | 70    | 62    | 142   | 470    |
| 1872-73, . . . . . | 135   | 144   | 279    | 17  | 10  | 27    | 57    | 72    | 142   | 407    |
| 1873-74, . . . . . | 121   | 139   | 260    | 24  | 12  | 36    | 57    | 44    | 101   | 407    |
| 1874-75, . . . . . | 138   | 118   | 256    | 19  | 12  | 31    | 39    | 47    | 104   | 400    |
| 1875-76, . . . . . | 138   | 99    | 237    | 12  | 11  | 23    | 44    | 36    | 75    | 362    |
| 1876-77, . . . . . | 117   | 129   | 246    | 9   | 7   | 16    | 51    | 41    | 91    | 351    |
| 1877-78, . . . . . | 101   | 114   | 215    | 9   | 16  | 25    | 36    | 39    | 75    | 351    |
| 1878-79, . . . . . | 46    | 44    | 90     | 3   | 5   | 8     | 27    | 22    | 49    | 147    |
| 1879-80, . . . . . | 74    | 49    | 123    | 10  | 52  | 62    | 19    | 29    | 48    | 233    |
| 1880-81, . . . . . | 102   | 60    | 162    | 26  | 20  | 46    | 17    | 24    | 41    | 249    |
| 1881-82, . . . . . | 87    | 83    | 170    | 53  | 22  | 75    | 40    | 25    | 65    | 310    |
| 1882-83, . . . . . | 94    | 76    | 170    | 7   | 37  | 44    | 40    | 40    | 61    | 275    |
| 1883-84, . . . . . | 79    | 76    | 155    | 20  | 33  | 53    | 18    | 26    | 44    | 252    |
| 1884-85, . . . . . | 128   | 95    | 223    | 7   | 33  | 27    | 31    | 37    | 68    | 318    |
| 1885-86, . . . . . | 94    | 112   | 206    | 20  | 30  | 50    | 44    | 23    | 67    | 323    |
| 1886-87, . . . . . | 123   | 100   | 223    | 16  | 18  | 50    | 29    | 29    | 58    | 315    |
| 1887-88, . . . . . | 145   | 107   | 252    | 38  | 46  | 84    | 22    | 31    | 53    | 389    |
| 1888-89, . . . . . | 156   | 129   | 285    | 15  | 19  | 31    | 37    | 33    | 72    | 391    |
| 1889-90, . . . . . | 192   | 119   | 311    | 18  | 31  | 49    | 37    | 39    | 76    | 436    |
| 1890-91, . . . . . | 230   | 170   | 400    | 34  | 25  | 59    | 43    | 47    | 90    | 549    |
| 1891-92, . . . . . | 253   | 215   | 468    | 45  | 41  | 86    | 44    | 32    | 76    | 630    |
| Totals, . . . . .  | 5,880 | 5,418 | 11,298 | 770 | 834 | 1,604 | 2,000 | 1,936 | 3,936 | 16,838 |







24. — Table showing Admissions, Discharges and Deaths — Concluded.

| YEARS ENDING SEPT. 30. | TOTAL DISCHARGED AND DIED OF EACH YEAR'S ADMISSIONS. |          |         |           |          |         |               |          |         |        |          |         | REMAINING OF EACH YEAR'S ADMISSIONS, SEPT. 30, 1852. |          |         |         |          |         |        |          |         |          |          |         |         |  |  |
|------------------------|--|----------|---------|-----------|----------|---------|---------------|----------|---------|--------|----------|---------|--|----------|---------|---------|----------|---------|--------|----------|---------|----------|----------|---------|---------|--|--|
|                        | RECOVERED.   |          |         | IMPROVED. |          |         | NOT IMPROVED. |          |         | DIED.  |          |         | NOT INSANE.  |          |         | ELOPED. |          |         | Males. |          |         | Females. |          |         | Totals. |  |  |
|                        | Males.   | Females. | Totals. | Males.    | Females. | Totals. | Males.        | Females. | Totals. | Males. | Females. | Totals. | Males.   | Females. | Totals. | Males.  | Females. | Totals. | Males. | Females. | Totals. | Males.   | Females. | Totals. |         |  |  |
| 1833,                  | 23   | 15       | 38      | 13        | 14       | 27      | 29            | 10       | 39      | 16     | 5        | 21      | 1  | 1        | 2       | 1       | 1        | 2       | 1      | 1        | 2       | 1        | 1        | 2       |         |  |  |
| 1833-34,               | 28   | 27       | 55      | 21        | 19       | 40      | 18            | 8        | 26      | 6      | 3        | 9       | 1  | 1        | 2       | 1       | 1        | 2       | 1      | 1        | 2       | 1        | 1        | 2       |         |  |  |
| 1831-35,               | 25   | 20       | 45      | 13        | 14       | 27      | 16            | 9        | 25      | 7      | 6        | 13      | 1  | 1        | 2       | 1       | 1        | 2       | 1      | 1        | 2       | 1        | 1        | 2       |         |  |  |
| 1835-36,               | 32   | 34       | 66      | 13        | 9        | 22      | 12            | 14       | 26      | 5      | 6        | 11      | 1  | 1        | 2       | 1       | 1        | 2       | 1      | 1        | 2       | 1        | 1        | 2       |         |  |  |
| 1836-37,               | 39   | 35       | 74      | 17        | 14       | 31      | 26            | 7        | 33      | 5      | 10       | 15      | 1  | 1        | 2       | 1       | 1        | 2       | 1      | 1        | 2       | 1        | 1        | 2       |         |  |  |
| 1837-38,               | 44   | 37       | 81      | 15        | 22       | 37      | 22            | 18       | 40      | 13     | 9        | 22      | 1  | 1        | 2       | 1       | 1        | 2       | 1      | 1        | 2       | 1        | 1        | 2       |         |  |  |
| 1838-39,               | 35   | 50       | 85      | 14        | 17       | 31      | 21            | 17       | 38      | 14     | 12       | 26      | 1  | 1        | 2       | 1       | 1        | 2       | 1      | 1        | 2       | 1        | 1        | 2       |         |  |  |
| 1839-40,               | 36   | 51       | 87      | 13        | 13       | 26      | 20            | 22       | 42      | 8      | 7        | 15      | 1  | 1        | 2       | 1       | 1        | 2       | 1      | 1        | 2       | 1        | 1        | 2       |         |  |  |
| 1840-41,               | 32   | 46       | 78      | 7         | 12       | 19      | 24            | 15       | 39      | 4      | 11       | 15      | 1  | 1        | 2       | 1       | 1        | 2       | 1      | 1        | 2       | 1        | 1        | 2       |         |  |  |
| 1841-42,               | 39   | 50       | 89      | 22        | 16       | 38      | 28            | 18       | 46      | 11     | 10       | 21      | 1  | 1        | 2       | 1       | 1        | 2       | 1      | 1        | 2       | 1        | 1        | 2       |         |  |  |
| 1842-43,               | 54   | 58       | 112     | 21        | 21       | 42      | 28            | 10       | 38      | 14     | 16       | 30      | 1  | 1        | 2       | 1       | 1        | 2       | 1      | 1        | 2       | 1        | 1        | 2       |         |  |  |
| 1843-44,               | 51   | 71       | 122     | 24        | 23       | 47      | 23            | 21       | 44      | 18     | 7        | 25      | 1  | 1        | 2       | 1       | 1        | 2       | 1      | 1        | 2       | 1        | 1        | 2       |         |  |  |
| 1844-45,               | 70   | 54       | 124     | 27        | 18       | 45      | 36            | 34       | 62      | 20     | 17       | 37      | 1  | 1        | 2       | 1       | 1        | 2       | 1      | 1        | 2       | 1        | 1        | 2       |         |  |  |
| 1845-46,               | 63   | 69       | 132     | 19        | 26       | 45      | 35            | 39       | 75      | 24     | 17       | 41      | 1  | 1        | 2       | 1       | 1        | 2       | 1      | 1        | 2       | 1        | 1        | 2       |         |  |  |
| 1846-47,               | 39   | 67       | 106     | 12        | 25       | 37      | 37            | 22       | 59      | 15     | 17       | 32      | 1  | 1        | 2       | 1       | 1        | 2       | 1      | 1        | 2       | 1        | 1        | 2       |         |  |  |
| 1847-48,               | 68   | 63       | 131     | 17        | 20       | 37      | 28            | 28       | 56      | 25     | 28       | 53      | 1  | 1        | 2       | 1       | 1        | 2       | 1      | 1        | 2       | 1        | 1        | 2       |         |  |  |
| 1848-49,               | 53   | 59       | 112     | 18        | 14       | 32      | 32            | 37       | 69      | 24     | 23       | 47      | 1  | 1        | 2       | 1       | 1        | 2       | 1      | 1        | 2       | 1        | 1        | 2       |         |  |  |
| 1849-50,               | 61   | 69       | 130     | 11        | 9        | 20      | 32            | 18       | 51      | 24     | 22       | 46      | 1  | 1        | 2       | 1       | 1        | 2       | 1      | 1        | 2       | 1        | 1        | 2       |         |  |  |
| 1850-51,               | 52   | 64       | 106     | 28        | 23       | 51      | 29            | 40       | 69      | 15     | 17       | 32      | 1  | 1        | 2       | 1       | 1        | 2       | 1      | 1        | 2       | 1        | 1        | 2       |         |  |  |
| 1851-52,               | 60   | 66       | 126     | 28        | 19       | 47      | 38            | 52       | 90      | 19     | 19       | 38      | 1  | 1        | 2       | 1       | 1        | 2       | 1      | 1        | 2       | 1        | 1        | 2       |         |  |  |
| 1852-53,               | 56   | 77       | 133     | 24        | 21       | 45      | 44            | 44       | 88      | 16     | 16       | 32      | 1  | 1        | 2       | 1       | 1        | 2       | 1      | 1        | 2       | 1        | 1        | 2       |         |  |  |
| 1853-54,               | 46   | 72       | 118     | 20        | 33       | 53      | 41            | 48       | 89      | 16     | 20       | 36      | 1  | 1        | 2       | 1       | 1        | 2       | 1      | 1        | 2       | 1        | 1        | 2       |         |  |  |
| 1854-55,               | 48   | 57       | 105     | 9         | 21       | 30      | 23            | 23       | 46      | 15     | 15       | 30      | 1  | 1        | 2       | 1       | 1        | 2       | 1      | 1        | 2       | 1        | 1        | 2       |         |  |  |
| 1855-56,               | 45   | 61       | 106     | 33        | 27       | 60      | 14            | 20       | 34      | 10     | 24       | 34      | 1  | 1        | 2       | 1       | 1        | 2       | 1      | 1        | 2       | 1        | 1        | 2       |         |  |  |



25. — Table showing Admissions, Discharges and Deaths, with the Mean Annual Mortality, Proportion of Recoveries, Per Cent. of the Discharges, including Deaths and Elopements, for Each Year.

| YEARS ENDING<br>SEPT. 30. | ADMITTED. |          |         | DISCHARGES. |          |         |           |          |         |               |          |         |             |          |         | ELOPED. |          |         |
|---------------------------|-----------|----------|---------|-------------|----------|---------|-----------|----------|---------|---------------|----------|---------|-------------|----------|---------|---------|----------|---------|
|                           | Males.    | Females. | Totals. | RECOVERED.  |          |         | IMPROVED. |          |         | NOT IMPROVED. |          |         | NOT INSANE. |          |         | Males.  | Females. | Totals. |
|                           |           |          |         | Males.      | Females. | Totals. | Males.    | Females. | Totals. | Males.        | Females. | Totals. | Males.      | Females. | Totals. |         |          |         |
| 1833,                     | 82        | 44       | 126     | 7           | 4        | 11      | 2         | 1        | 3       | —             | —        | —       | —           | —        | —       | —       | —        | —       |
| 1833-34,                  | 73        | 57       | 130     | 33          | 26       | 59      | 12        | 18       | 30      | 16            | 6        | 22      | —           | —        | —       | —       | —        | —       |
| 1834-35,                  | 61        | 49       | 110     | 27          | 24       | 51      | 13        | 14       | 27      | 14            | 11       | 25      | —           | —        | —       | —       | —        | —       |
| 1835-36,                  | 62        | 63       | 125     | 24          | 26       | 50      | 18        | 11       | 29      | 13            | 5        | 18      | —           | —        | —       | —       | —        | —       |
| 1836-37,                  | 87        | 66       | 153     | 38          | 28       | 66      | 10        | 12       | 22      | 17            | 4        | 21      | —           | —        | —       | —       | —        | —       |
| 1837-38,                  | 94        | 86       | 180     | 41          | 33       | 74      | 11        | 16       | 27      | 17            | 8        | 25      | —           | —        | —       | —       | —        | —       |
| 1838-39,                  | 84        | 87       | 171     | 37          | 48       | 85      | 10        | 9        | 19      | 25            | 18       | 43      | —           | —        | —       | —       | —        | —       |
| 1839-40,                  | 77        | 93       | 170     | 28          | 46       | 74      | 18        | 20       | 38      | 12            | 12       | 24      | —           | —        | —       | —       | —        | —       |
| 1840-41,                  | 67        | 84       | 151     | 32          | 42       | 74      | 16        | 18       | 34      | 19            | 17       | 36      | —           | —        | —       | —       | —        | —       |
| 1841-42,                  | 100       | 94       | 194     | 44          | 53       | 97      | 12        | 11       | 23      | 27            | 23       | 50      | —           | —        | —       | —       | —        | —       |
| 1842-43,                  | 117       | 105      | 222     | 52          | 57       | 109     | 26        | 14       | 40      | 32            | 9        | 41      | —           | —        | —       | —       | —        | —       |
| 1843-44,                  | 116       | 122      | 238     | 51          | 73       | 124     | 25        | 24       | 49      | 30            | 14       | 44      | —           | —        | —       | —       | —        | —       |
| 1844-45,                  | 145       | 123      | 268     | 56          | 50       | 106     | 13        | 23       | 36      | 12            | 13       | 25      | —           | —        | —       | —       | —        | —       |
| 1845-46,                  | 142       | 151      | 293     | 63          | 81       | 144     | 20        | 19       | 39      | 21            | 24       | 45      | —           | —        | —       | —       | —        | —       |
| 1846-47,                  | 103       | 131      | 234     | 52          | 52       | 104     | 6         | 22       | 28      | 28            | 26       | 54      | —           | —        | —       | —       | —        | —       |
| 1847-48,                  | 138       | 139      | 277     | 62          | 63       | 125     | 19        | 26       | 45      | 23            | 23       | 46      | —           | —        | —       | —       | —        | —       |
| 1848-49,                  | 127       | 133      | 260     | 62          | 66       | 128     | 19        | 20       | 39      | 32            | 22       | 54      | —           | —        | —       | —       | —        | —       |
| 1849-50,                  | 130       | 119      | 249     | 53          | 58       | 111     | 14        | 9        | 23      | 19            | 14       | 33      | —           | —        | —       | —       | —        | —       |
| 1850-51,                  | 124       | 134      | 258     | 56          | 66       | 122     | 19        | 15       | 34      | 23            | 23       | 45      | —           | —        | —       | —       | —        | —       |
| 1851-52,                  | 145       | 156      | 301     | 51          | 53       | 104     | 19        | 17       | 36      | 34            | 34       | 68      | —           | —        | —       | —       | —        | —       |
| 1852-53,                  | 141       | 158      | 299     | 60          | 78       | 138     | 22        | 18       | 40      | 31            | 46       | 77      | —           | —        | —       | —       | —        | —       |
| 1853-54,                  | 123       | 173      | 296     | 53          | 77       | 130     | 23        | 16       | 39      | 117           | 130      | 247     | —           | —        | —       | —       | —        | —       |
| 1854-55,                  | 96        | 113      | 209     | 49          | 61       | 110     | 20        | 22       | 42      | 20            | 37       | 57      | —           | —        | —       | —       | —        | —       |
| 1855-56,                  | 102       | 132      | 234     | 41          | 55       | 96      | 11        | 18       | 29      | 32            | 32       | 64      | —           | —        | —       | —       | —        | —       |

|          |       |       |        |       |       |       |       |       |       |       |       |       |     |    |    |       |       |       |    |
|----------|-------|-------|--------|-------|-------|-------|-------|-------|-------|-------|-------|-------|-----|----|----|-------|-------|-------|----|
| 1856-57, | 125   | 140   | 265    | 46    | 66    | 112   | 47    | 83    | 80    | 6     | 6     | 12    | 9   | 6  | 15 | 1,360 | 1,129 | 2,489 | 4  |
| 1857-58, | 166   | 188   | 354    | 79    | 84    | 163   | 59    | 62    | 111   | 49    | 70    | 119   | 11  | 8  | 3  | 21    | 19    | 30    | 40 |
| 1858-59, | 106   | 94    | 200    | 40    | 40    | 80    | 26    | 36    | 62    | 8     | 3     | 11    | 11  | 13 | 6  | 24    | 10    | 19    | 34 |
| 1859-60, | 105   | 110   | 215    | 59    | 57    | 116   | 14    | 24    | 38    | 13    | 6     | 19    | 15  | 10 | 5  | 14    | 17    | 25    | 32 |
| 1860-61, | 127   | 124   | 251    | 46    | 56    | 102   | 30    | 27    | 57    | 10    | 5     | 15    | 9   | 6  | 3  | 15    | 22    | 32    | 32 |
| 1861-62, | 108   | 113   | 221    | 49    | 55    | 104   | 24    | 34    | 58    | 6     | 3     | 9     | 10  | 10 | 10 | 17    | 14    | 31    | 31 |
| 1862-63, | 114   | 101   | 221    | 46    | 49    | 95    | 49    | 22    | 71    | 5     | 7     | 15    | 14  | 7  | 7  | 16    | 18    | 34    | 34 |
| 1863-64, | 125   | 101   | 226    | 68    | 56    | 124   | 63    | 45    | 108   | 7     | 3     | 14    | 12  | 12 | 12 | 21    | 21    | 33    | 33 |
| 1864-65, | 117   | 104   | 221    | 36    | 46    | 82    | 58    | 40    | 98    | 10    | 10    | 13    | 12  | 26 | 26 | 13    | 39    | 39    | 39 |
| 1865-66, | 163   | 126   | 289    | 43    | 44    | 87    | 57    | 39    | 96    | 15    | 15    | 10    | 10  | 10 | 10 | 27    | 17    | 34    | 34 |
| 1866-67, | 154   | 134   | 288    | 68    | 62    | 130   | 63    | 63    | 128   | 10    | 3     | 23    | 11  | 12 | 12 | 21    | 12    | 33    | 33 |
| 1867-68, | 158   | 138   | 296    | 46    | 40    | 86    | 70    | 58    | 128   | 11    | 11    | 22    | 22  | 14 | 14 | 29    | 19    | 48    | 48 |
| 1868-69, | 171   | 166   | 337    | 51    | 56    | 107   | 73    | 87    | 160   | 18    | 14    | 32    | 18  | 40 | 40 | 23    | 63    | 63    | 63 |
| 1869-70, | 196   | 188   | 384    | 48    | 68    | 116   | 72    | 54    | 126   | 24    | 17    | 41    | 41  | 41 | 41 | 22    | 22    | 63    | 63 |
| 1870-71, | 254   | 216   | 470    | 87    | 68    | 155   | 107   | 102   | 209   | 16    | 14    | 30    | 30  | 28 | 28 | 41    | 41    | 40    | 40 |
| 1871-72, | 251   | 192   | 443    | 92    | 45    | 137   | 99    | 97    | 196   | 37    | 17    | 51    | 51  | 37 | 37 | 36    | 33    | 69    | 69 |
| 1872-73, | 209   | 198   | 407    | 49    | 49    | 98    | 72    | 76    | 148   | 41    | 21    | 62    | 62  | 41 | 41 | 37    | 38    | 75    | 75 |
| 1873-74, | 202   | 198   | 400    | 41    | 28    | 69    | 68    | 71    | 139   | 51    | 50    | 101   | 101 | 51 | 51 | 32    | 35    | 67    | 67 |
| 1874-75, | 196   | 166   | 362    | 55    | 35    | 90    | 65    | 82    | 147   | 31    | 32    | 63    | 63  | 45 | 45 | 43    | 43    | 26    | 26 |
| 1875-76, | 194   | 157   | 351    | 41    | 31    | 72    | 37    | 60    | 97    | 47    | 49    | 96    | 96  | 31 | 31 | 22    | 29    | 51    | 51 |
| 1876-77, | 177   | 177   | 351    | 38    | 34    | 72    | 58    | 40    | 98    | 31    | 43    | 74    | 74  | 1  | 1  | 2     | 32    | 32    | 32 |
| 1877-78, | 146   | 169   | 315    | 26    | 31    | 57    | 39    | 49    | 88    | 69    | 69    | 138   | 138 | 1  | 1  | 43    | 43    | 26    | 26 |
| 1878-79, | 76    | 71    | 147    | 33    | 14    | 47    | 20    | 25    | 45    | 16    | 16    | 37    | 37  | 1  | 1  | 17    | 19    | 36    | 36 |
| 1879-80, | 103   | 130   | 233    | 29    | 12    | 41    | 27    | 25    | 52    | 19    | 13    | 50    | 50  | 1  | 1  | 30    | 21    | 47    | 47 |
| 1880-81, | 145   | 104   | 249    | 31    | 23    | 54    | 33    | 31    | 64    | 16    | 16    | 31    | 31  | 1  | 1  | 26    | 26    | 21    | 21 |
| 1881-82, | 180   | 130   | 310    | 29    | 26    | 55    | 32    | 31    | 79    | 10    | 17    | 27    | 27  | 1  | 1  | 29    | 29    | 26    | 26 |
| 1882-83, | 122   | 153   | 275    | 33    | 28    | 61    | 33    | 37    | 70    | 19    | 22    | 41    | 41  | 1  | 1  | 23    | 30    | 53    | 53 |
| 1883-84, | 117   | 135   | 252    | 24    | 29    | 53    | 29    | 42    | 71    | 17    | 34    | 51    | 51  | 1  | 1  | 24    | 24    | 57    | 57 |
| 1884-85, | 170   | 148   | 318    | 45    | 29    | 74    | 31    | 40    | 71    | 47    | 21    | 68    | 68  | 1  | 1  | 39    | 29    | 68    | 68 |
| 1885-86, | 157   | 166   | 323    | 31    | 31    | 65    | 38    | 75    | 113   | 82    | 44    | 126   | 126 | 2  | 2  | 26    | 21    | 47    | 47 |
| 1886-87, | 168   | 147   | 389    | 45    | 36    | 81    | 38    | 51    | 89    | 20    | 55    | 75    | 75  | 2  | 2  | 35    | 26    | 61    | 61 |
| 1887-88, | 205   | 184   | 389    | 45    | 36    | 81    | 38    | 51    | 89    | 20    | 55    | 75    | 75  | 2  | 2  | 36    | 31    | 67    | 67 |
| 1888-89, | 209   | 182   | 391    | 62    | 41    | 103   | 49    | 77    | 126   | 36    | 21    | 57    | 57  | 1  | 1  | 41    | 22    | 63    | 63 |
| 1889-90, | 247   | 189   | 436    | 77    | 42    | 119   | 58    | 63    | 121   | 82    | 59    | 141   | 141 | 1  | 1  | 55    | 25    | 80    | 80 |
| 1890-91, | 307   | 242   | 519    | 86    | 43    | 129   | 67    | 66    | 133   | 92    | 73    | 165   | 165 | 1  | 1  | 44    | 37    | 81    | 81 |
| 1891-92, | 312   | 288   | 630    | 78    | 51    | 129   | 98    | 78    | 176   | 67    | 94    | 161   | 161 | 1  | 1  | 58    | 40    | 98    | 98 |
| Totals,  | 8,618 | 8,190 | 16,838 | 2,878 | 2,754 | 5,632 | 2,226 | 2,290 | 4,516 | 1,736 | 1,554 | 3,290 | 9   | 6  | 15 | 1,360 | 1,129 | 2,489 | 4  |

25. — Table showing Admissions, Discharges, Deaths, etc. — Concluded.

| YEARS ENDING<br>SEPT. 30. | REMAINING SEPT. 30<br>IN EACH YEAR. |          |         | AVERAGE NUMBERS<br>RESIDENT. |          |         | PERCENTAGE OF RECOV-<br>ERIES ON DISCHARGES.<br>(Including Deaths.) |          |         | PERCENTAGE OF DEATHS<br>ON AVERAGE NUMBERS. |          |         | PERCENTAGE OF DEATHS<br>ON TOTAL NUMBERS<br>UNDER TREATMENT. |          |         |
|---------------------------|-------------------------------------|----------|---------|------------------------------|----------|---------|---|----------|---------|---|----------|---------|--|----------|---------|
|                           | Males.                              | Females. | Totals. | Males.                       | Females. | Totals. | Males.  | Females. | Totals. | Males.                                      | Females. | Totals. | Males.   | Females. | Totals. |
|                           | 1833, .                             | 69       | 37      | 106                          | —        | —       | 107   | 53.84    | 57.14   | 55.00                                       | —        | —       | 3.73   | 3.65     | 2.27    |
| 1833-34, .                | 75                                  | 43       | 118     | —                            | —        | 117     | 49.25   | 50.98    | 50.00   | —   | —        | 5.98    | 4.22   | 1.06     | 2.96    |
| 1834-35, .                | 78                                  | 40       | 118     | —                            | —        | 120     | 46.55   | 46.15    | 46.36   | —   | —        | 5.83    | 2.94   | 3.26     | 3.07    |
| 1835-36, .                | 80                                  | 58       | 138     | —                            | —        | 127     | 40.00   | 57.77    | 47.61   | —   | —        | 6.29    | 3.57   | 2.91     | 3.29    |
| 1836-37, .                | 98                                  | 77       | 175     | —                            | —        | 163     | 55.07   | 59.37    | 56.89   | —   | —        | 4.29    | 3.39   | 2.43     | 2.41    |
| 1837-38, .                | 113                                 | 99       | 212     | —                            | —        | 211     | 51.89   | 51.56    | 51.74   | —   | —        | 8.05    | 5.20   | 4.32     | 4.80    |
| 1838-39, .                | 112                                 | 112      | 224     | —                            | —        | 223     | 43.52   | 57.83    | 50.59   | —   | —        | 9.41    | 6.59   | 4.12     | 5.37    |
| 1839-40, .                | 123                                 | 118      | 241     | —                            | —        | 229     | 42.42   | 52.87    | 48.36   | —   | —        | 7.42    | 4.23   | 4.41     | 4.32    |
| 1840-41, .                | 118                                 | 120      | 238     | —                            | —        | 233     | 44.44   | 51.21    | 48.05   | —   | —        | 5.46    | 2.29   | 2.48     | 2.55    |
| 1841-42, .                | 130                                 | 119      | 249     | —                            | —        | 238     | 50.00   | 55.78    | 53.00   | —   | —        | 9.01    | 3.23   | 3.27     | 3.01    |
| 1842-43, .                | 129                                 | 130      | 259     | —                            | —        | 244     | 44.06   | 60.62    | 51.41   | —   | —        | 6.13    | 2.85   | 3.58     | 3.22    |
| 1843-44, .                | 132                                 | 132      | 264     | —                            | —        | 261     | 43.13   | 60.83    | 53.21   | —   | —        | 6.01    | 3.97   | 3.14     | 3.57    |
| 1844-45, .                | 185                                 | 161      | 346     | —                            | —        | 316     | 60.86   | 53.19    | 56.98   | —   | —        | 11.42   | 6.72   | 6.10     | 6.42    |
| 1845-46, .                | 201                                 | 169      | 370     | —                            | —        | 359     | 50.00   | 56.64    | 53.53   | —   | —        | 7.42    | 5.92   | 3.34     | 4.61    |
| 1846-47, .                | 200                                 | 190      | 390     | —                            | —        | 377     | 50.00   | 47.27    | 48.59   | —   | —        | 7.67    | 4.73   | 4.57     | 4.65    |
| 1847-48, .                | 218                                 | 202      | 420     | —                            | —        | 404     | 51.66   | 49.60    | 50.60   | —   | —        | 8.80    | 5.50   | 5.38     | 5.44    |
| 1848-49, .                | 213                                 | 209      | 422     | —                            | —        | 420     | 46.96   | 52.38    | 49.61   | —   | —        | 12.95   | 8.00   | 9.17     | 8.50    |
| 1849-50, .                | 230                                 | 217      | 447     | —                            | —        | 440     | 46.90   | 52.25    | 49.55   | —   | —        | 8.34    | 7.87   | 6.57     | 5.25    |
| 1850-51, .                | 242                                 | 225      | 467     | —                            | —        | 462     | 50.00   | 52.38    | 51.26   | —   | —        | 8.07    | 5.16   | 6.05     | 5.60    |
| 1851-52, .                | 263                                 | 264      | 527     | —                            | —        | 515     | 41.12   | 42.29    | 43.15   | —   | —        | 8.07    | 4.95   | 5.22     | 5.03    |
| 1852-53, .                | 271                                 | 258      | 529     | —                            | —        | 520     | 45.11   | 47.56    | 46.46   | —   | —        | 8.60    | 4.56   | 4.41     | 4.48    |
| 1853-54, .                | 183                                 | 189      | 372     | —                            | —        | 430     | 25.11   | 31.81    | 28.69   | —   | —        | 7.73    | 3.94   | 5.29     | 4.61    |
| 1854-55, .                | 178                                 | 166      | 344     | —                            | —        | 349     | 48.51   | 44.85    | 46.41   | —   | —        | 8.96    | 6.42   | 4.69     | 5.53    |
| 1855-56, .                | 178                                 | 193      | 371     | —                            | —        | 357     | 40.19   | 52.38    | 46.37   | —   | —        | —       | —  | —        | —       |

|          |     |     |       |       |       |       |       |      |
|----------|-----|-----|-------|-------|-------|-------|-------|------|
| 1856-57, | 184 | 382 | 387   | 48.88 | 44.09 | 6.60  | 9.00  | 7.86 |
| 1857-58, | 142 | 303 | 372   | 37.98 | 37.64 | 5.10  | 4.92  | 4.43 |
| 1858-59, | 150 | 316 | 309   | 41.83 | 43.91 | 10.67 | 3.92  | 6.56 |
| 1859-60, | 154 | 332 | 324   | 58.16 | 58.29 | 7.71  | 3.98  | 4.70 |
| 1860-61, | 180 | 377 | 369   | 53.83 | 49.51 | 8.67  | 5.83  | 5.48 |
| 1861-62, | 199 | 395 | 401   | 55.05 | 51.23 | 7.98  | 7.09  | 5.35 |
| 1862-63, | 196 | 398 | 398   | 51.57 | 44.81 | 5.43  | 4.71  | 5.08 |
| 1863-64, | 167 | 344 | 366   | 44.44 | 44.28 | 4.98  | 4.94  | 5.44 |
| 1864-65, | 169 | 340 | 350   | 41.08 | 36.44 | 4.22  | 7.47  | 5.84 |
| 1865-66, | 191 | 382 | 368   | 41.50 | 35.22 | 7.83  | 4.37  | 6.20 |
| 1866-67, | 177 | 355 | 389   | 40.47 | 41.26 | 7.82  | 5.23  | 6.56 |
| 1867-68, | 187 | 382 | 370   | 33.05 | 31.97 | 8.91  | 3.79  | 5.06 |
| 1868-69, | 187 | 372 | 387   | 31.81 | 30.83 | 12.40 | 5.26  | 6.67 |
| 1869-70, | 199 | 410 | 396   | 26.08 | 33.52 | 10.44 | 6.16  | 8.33 |
| 1870-71, | 202 | 423 | 439   | 34.66 | 33.91 | 13.66 | 5.15  | 7.15 |
| 1871-72, | 197 | 442 | 430   | 26.31 | 32.08 | 8.88  | 2.90  | 4.61 |
| 1872-73, | 208 | 469 | 453   | 25.17 | 45.99 | 15.21 | 7.50  | 8.15 |
| 1873-74, | 213 | 485 | 476   | 26.60 | 47.10 | 17.41 | 14.41 | 8.63 |
| 1874-75, | 225 | 478 | 486   | 28.81 | 14.86 | 17.96 | 9.02  | 8.27 |
| 1875-76, | 249 | 487 | 500   | 18.91 | 24.39 | 14.27 | 7.99  | 7.91 |
| 1876-77, | 256 | 528 | 506   | 18.02 | 21.05 | 18.63 | 7.80  | 9.28 |
| 1877-78, | 246 | 509 | 496   | 23.77 | 23.00 | 17.40 | 6.26  | 8.20 |
| 1878-79, | 235 | 490 | 493   | 16.66 | 17.41 | 11.33 | 5.47  | 6.04 |
| 1879-80, | 233 | 533 | 503   | 37.93 | 28.31 | 7.47  | 5.68  | 5.48 |
| 1880-81, | 272 | 588 | 569   | 27.61 | 21.57 | 12.61 | 8.87  | 4.41 |
| 1881-82, | 351 | 681 | 641   | 26.13 | 27.83 | 8.24  | 6.87  | 6.01 |
| 1882-83, | 368 | 731 | 641   | 22.41 | 25.34 | 7.87  | 5.19  | 6.01 |
| 1883-84, | 378 | 749 | 713   | 22.93 | 27.11 | 8.57  | 5.82  | 6.12 |
| 1884-85, | 386 | 400 | 330   | 30.55 | 22.65 | 4.86  | 6.21  | 5.54 |
| 1885-86, | 363 | 395 | 383   | 23.00 | 26.12 | 7.58  | 4.74  | 5.26 |
| 1886-87, | 316 | 378 | 391   | 21.68 | 10.14 | 8.89  | 7.11  | 5.58 |
| 1887-88, | 382 | 388 | 372   | 18.88 | 18.12 | 6.21  | 5.58  | 6.37 |
| 1888-89, | 400 | 409 | 346   | 22.92 | 19.26 | 4.78  | 3.71  | 4.23 |
| 1889-90, | 376 | 409 | 385   | 12.25 | 10.08 | 8.47  | 4.79  | 5.59 |
| 1890-91, | 393 | 432 | 417   | 20.80 | 10.63 | 6.59  | 4.79  | 5.59 |
| 1891-92, | 434 | 457 | 448   | 32.63 | 25.46 | 9.46  | 6.85  | 6.18 |
|          |     |     | 24.63 | 25.46 | 29.34 | 5.62  | 3.87  | 5.42 |
|          |     |     | 29.65 | 13.91 | 22.75 | 6.99  | 3.38  | 6.42 |
|          |     |     | 25.91 | 15.06 | 23.37 | 8.70  | 5.68  | 6.06 |
|          |     |     | 19.39 | 19.39 | 22.65 | 8.90  | 5.55  | 6.73 |

Note. — From 1833 to 1858 the annual reports were submitted in November and December. The total average numbers resident in this table were taken from those reports, but the results of discharges, etc., have been made to October 1, and therefore will not agree with the tables in those reports.

26. — Number of Readmissions of the Same Persons, and the Total Results.

| NUMBER OF TIMES ADMITTED. | NUMBER OF PERSONS READMITTED. |          |         | Number of Times Recovered. | Number of Times Improved. | Number of Times Unimproved. | Died. | Remaining in the Hospital. | TOTAL NUMBER OF PERSONS SHOWING THE SAME RESULTS. |          |         | Total of Recoveries. | Total Improved. | Total Unimproved. | Total Died in Hospital. | Total Remaining in Hospital. |
|---------------------------|-------------------------------|----------|---------|----------------------------|---------------------------|-----------------------------|-------|----------------------------|---|----------|---------|----------------------|-----------------|-------------------|-------------------------|------------------------------|
|                           | Males.                        | Females. | Totals. |                            |                           |                             |       |                            | Males.  | Females. | Totals. |                      |                 |                   |                         |                              |
|                           | Two, . . . . .                | 388      | 418     |                            |                           |                             |       |                            | 801   | 2        | 1       |                      |                 |                   |                         |                              |
| Three, . . . . .          | 145                           | 121      | 266     | 3                          | 1                         | 1                           | 1     | 1                          | 37  | 35       | 72      | 216                  | 55              | 10                | 24                      | 13                           |
| Four, . . . . .           | 57                            | 54       | 111     | 3                          | 1                         | 1                           | 1     | 1                          | 31  | 24       | 55      | 110                  | 20              | 10                | 24                      | 1                            |
|                           |                               |          |         | 2                          | 1                         | 1                           | 1     | 1                          | 4   | 6        | 10      | 48                   | 10              | 10                | 24                      | 1                            |
|                           |                               |          |         | 2                          | 1                         | 1                           | 1     | 1                          | 16  | 8        | 24      | 26                   | 13              | 10                | 24                      | 13                           |
|                           |                               |          |         | 2                          | 2                         | 1                           | 1     | 1                          | 5   | 8        | 13      | 26                   | 8               | 10                | 24                      | 13                           |
|                           |                               |          |         | 1                          | 1                         | 1                           | 1     | 1                          | 16  | 22       | 38      | 38                   | 76              | 12                | 12                      | 16                           |
|                           |                               |          |         | 1                          | 1                         | 1                           | 1     | 1                          | 10  | 2        | 12      | 12                   | 12              | 12                | 16                      | 16                           |
|                           |                               |          |         | 1                          | 1                         | 1                           | 1     | 1                          | 8   | 8        | 16      | 16                   | 16              | 16                | 16                      | 9                            |
|                           |                               |          |         | 1                          | 1                         | 2                           | 1     | 1                          | 7   | 2        | 9       | 9                    | 9               | 16                | 16                      | 9                            |
|                           |                               |          |         | 1                          | 1                         | 1                           | 1     | 1                          | 4   | 4        | 8       | 8                    | 8               | 8                 | 8                       | 8                            |
|                           |                               |          |         | 1                          | 1                         | 1                           | 1     | 1                          | 7   | 1        | 8       | 8                    | 8               | 8                 | 8                       | 8                            |
|                           |                               |          |         | 1                          | 1                         | 1                           | 1     | 1                          | 1   | 1        | 1       | 1                    | 1               | 1                 | 1                       | 1                            |
|                           |                               |          |         | 4                          | 1                         | 1                           | 1     | 1                          | 13  | 12       | 25      | 100                  | 22              | 1                 | 1                       | 1                            |
|                           |                               |          |         | 3                          | 1                         | 1                           | 1     | 1                          | 11  | 11       | 22      | 66                   | 22              | 1                 | 1                       | 1                            |



|    |    |   |    |    |   |    |    |   |   |   |   |   |   |   |   |   |   |   |   |    |
|----|----|---|----|----|---|----|----|---|---|---|---|---|---|---|---|---|---|---|---|----|
| 1  | 3  | 1 | 2  | 1  | 1 | 2  | 2  | 1 | 1 | 1 | 3 | 1 | 1 |   |   |   |   |   |   |    |
| 4  | 1  | 3 | 1  | 1  | 1 | 3  | 1  | 1 | 1 | 1 | 6 | 1 | 1 |   |   |   |   |   |   |    |
| 6  | 1  | 5 | 2  | 1  | 1 | 7  | 3  | 2 | 6 | 2 | 1 | 2 | 3 | 1 |   |   |   |   |   |    |
| 1  | 24 | 5 | 3  | 2  | 1 | 24 | 14 | 2 | 4 | 3 | 2 | 3 | 1 | 1 |   |   |   |   |   |    |
| 18 | 12 | 3 | 24 | 10 | 6 | 4  | 2  | 2 | 2 | 8 | 7 | 1 | 2 | 3 | 2 | 3 | 3 | 1 | 1 | 55 |
| 6  | 4  | 1 | 12 | 5  | 3 | 2  | 1  | 1 | 1 | 8 | 7 | 1 | 2 | 3 | 2 | 3 | 3 | 1 | 1 | 11 |
| 5  | 2  | 5 | 1  | 2  | 1 | 1  | 1  | 5 | 4 | 2 | 3 | 1 | 1 | 1 | 1 | 1 | 1 | 1 | 1 | 4  |
| 1  | 2  | 1 | 7  | 4  | 1 | 1  | 1  | 1 | 3 | 3 | 1 | 1 | 2 | 3 | 1 | 1 | 1 | 1 | 1 | 7  |
| 1  | 1  | 1 | 1  | 1  | 1 | 1  | 1  | 1 | 1 | 1 | 1 | 1 | 1 | 1 | 1 | 1 | 1 | 1 | 1 | 1  |
| 1  | 1  | 1 | 1  | 1  | 1 | 1  | 1  | 1 | 1 | 1 | 1 | 1 | 1 | 1 | 1 | 1 | 1 | 1 | 1 | 1  |
| 1  | 1  | 1 | 1  | 1  | 2 | 1  | 1  | 1 | 1 | 1 | 1 | 2 | 2 | 2 | 1 | 1 | 1 | 1 | 1 | 7  |
| 1  | 1  | 2 | 1  | 1  | 1 | 1  | 1  | 3 | 2 | 2 | 2 | 1 | 1 | 1 | 1 | 1 | 1 | 1 | 1 | 1  |
| 3  | 3  | 3 | 2  | 2  | 2 | 2  | 2  | 2 | 1 | 1 | 1 | 1 | 1 | 1 | 1 | 1 | 1 | 1 | 1 | 5  |

Five, . . . . . 24

29

53

26. — Number of Readmissions of the Same Persons, etc. — Continued.

| NUMBER OF TIMES ADMITTED. | NUMBER OF PERSONS READMITTED. |          |         | Number of Times Recovered. | Number of Times Improved. | Number of Times Unimproved. | Died. | Remaining in the Hospital. | TOTAL NUMBER OF PERSONS SHOWING THE SAME RESULTS. |          |         | Total of Recoveries. | Total Improved. | Total Unimproved. | Total Died in Hospital. | Total Remaining in Hospital. |
|---------------------------|-------------------------------|----------|---------|----------------------------|---------------------------|-----------------------------|-------|----------------------------|---|----------|---------|----------------------|-----------------|-------------------|-------------------------|------------------------------|
|                           | Males.                        | Females. | Totals. |                            |                           |                             |       |                            | Males.  | Females. | Totals. |                      |                 |                   |                         |                              |
| 1                         |                               |          |         | 2                          | 2                         | 1                           | -     | -                          | 2   | 1        | 1       | 3                    | 6               | 3                 | 4                       | 1                            |
| 2                         |                               |          |         | 2                          | 1                         | 1                           | -     | -                          | 1   | 1        | 2       | 4                    | 2               | 2                 | 4                       | 1                            |
| 2                         |                               |          |         | 2                          | 4                         | 1                           | -     | -                          | 1   | 1        | 2       | 2                    | 8               | 2                 | 1                       | 1                            |
| 2                         |                               |          |         | 1                          | 3                         | -                           | -     | -                          | 1   | 1        | 1       | 1                    | 3               | -                 | 1                       | 1                            |
| 1                         |                               |          |         | 1                          | 2                         | 4                           | -     | -                          | -   | 1        | 1       | 1                    | 1               | 4                 | 1                       | 1                            |
| 1                         |                               |          |         | 1                          | 1                         | 1                           | -     | -                          | -   | 1        | 1       | 1                    | 1               | 1                 | 1                       | 1                            |
| 1                         |                               |          |         | 1                          | 1                         | 1                           | -     | -                          | -   | 1        | 1       | 1                    | 1               | 1                 | 1                       | 1                            |
| 1                         |                               |          |         | 1                          | 1                         | 1                           | -     | -                          | -   | 1        | 1       | 1                    | 1               | 1                 | 1                       | 1                            |
| 2                         |                               |          |         | 2                          | 3                         | 1                           | -     | -                          | 2   | 1        | 1       | 3                    | 3               | 1                 | 1                       | 1                            |
| 2                         | 14                            | 10       | 24      | 6                          | 1                         | 1                           | -     | -                          | 2   | 1        | 3       | 30                   | 3               | 1                 | 1                       | 1                            |
| 5                         |                               |          |         | 5                          | -                         | 1                           | -     | -                          | 3   | 1        | 4       | 15                   | 3               | 1                 | 1                       | 1                            |
| 5                         |                               |          |         | 5                          | -                         | 1                           | -     | -                          | 1   | 1        | 2       | 5                    | 1               | 1                 | 1                       | 1                            |
| 5                         |                               |          |         | 5                          | -                         | -                           | -     | -                          | -   | 2        | 2       | 10                   | -               | 1                 | 2                       | 1                            |
| 5                         |                               |          |         | 5                          | -                         | -                           | -     | -                          | 1   | 1        | 2       | 10                   | -               | 1                 | 1                       | 1                            |
| 4                         |                               |          |         | 4                          | 2                         | -                           | -     | 1                          | 1   | 1        | 2       | 8                    | 4               | 1                 | 1                       | 1                            |
| 4                         |                               |          |         | 4                          | 1                         | -                           | -     | -                          | 1   | 1        | 1       | 4                    | 1               | 1                 | 1                       | 1                            |
| 4                         |                               |          |         | 4                          | 1                         | -                           | -     | 1                          | 1   | 1        | 1       | 4                    | 1               | 1                 | 1                       | 1                            |
| 3                         |                               |          |         | 3                          | 6                         | 1                           | -     | -                          | 1   | 1        | 1       | 3                    | 3               | 1                 | 1                       | 1                            |
| 2                         |                               |          |         | 2                          | 3                         | 1                           | -     | -                          | 1   | 1        | 1       | 2                    | 3               | 1                 | 1                       | 1                            |
| 2                         |                               |          |         | 2                          | 3                         | 1                           | -     | -                          | 1   | 1        | 1       | 2                    | 2               | 1                 | 1                       | 1                            |
| 2                         |                               |          |         | 2                          | 3                         | 1                           | -     | -                          | 1   | 1        | 1       | 2                    | 2               | 1                 | 1                       | 1                            |

Six, . . .

|                   |   |   |    |                                 |                                 |                               |                                   |                             |                               |                               |                                 |                                 |                               |                               |                             |           |
|-------------------|---|---|----|---------------------------------|---------------------------------|-------------------------------|-----------------------------------|-----------------------------|-------------------------------|-------------------------------|---------------------------------|---------------------------------|-------------------------------|-------------------------------|-----------------------------|-----------|
| Seven, . . . . .  | 6 | 8 | 14 | 1 1 1 7 6 6 6 5 5 4 4 4 4 3 2 2 | 4 3 2 - 1 - - 1 2 3 2 2 2 3 4 4 | - 2 2 - - 1 - - - 1 - 1 - 1 - | - - 1 - - - 1 1 - - - 1 - 1 - 1 - | 1 - - - - - - - - - - - - - | 1 1 1 1 2 1 2 1 1 1 1 1 1 1 1 | 1 1 1 1 2 1 2 1 1 1 1 1 1 1 1 | 1 1 1 7 12 12 5 5 4 4 4 4 3 2 2 | 4 3 2 - 2 - - 1 3 3 2 2 2 3 4 4 | - 2 2 - - 6 - - - 1 - 1 - 1 - | - - 1 - - - 2 1 - - - 1 - 1 - | 1 - - - - - - - - - - - - - |           |
| Eight, . . . . .  | 4 | 3 | 7  | 8 7 7 6 3                       | - 1 - 2 3                       | - - 1 - 1                     | - - 2 - 1                         | - - - - - - -               | 1 2 2 1 1                     | 1 2 2 1 1                     | 8 14 14 6 3                     | - 2 - 2 3                       | - - 2 - 1                     | - - - - 1                     | - - - - -                   | - - - - - |
| Nine, . . . . .   | 2 | 1 | 3  | 7 7                             | 2 1                             | - 1                           | - 1                               | - - - - -                   | 2 1                           | 2 1                           | 14 7                            | 4 1                             | - 1                           | - - - - -                     | - - - - -                   | - - - - - |
| Ten, . . . . .    | 1 | 1 | 2  | 7 4                             | 3 4                             | - 2                           | - 2                               | - - - - -                   | 1 1                           | 1 1                           | 7 4                             | 3 4                             | - 2                           | - - - - -                     | - - - - -                   | - - - - - |
| Eleven, . . . . . | 3 | 2 | 5  | 9 9                             | 1 1                             | 1 1                           | 1 1                               | - - - - -                   | 1 1                           | 1 1                           | 9 9                             | 1 1                             | 1 1                           | - 1                           | - 1                         | - 1       |

## 26. — Number of Readmissions of the Same Persons, etc. — Concluded.

| NUMBER OF TIMES ADMITTED. | NUMBER OF PERSONS READMITTED. |          |         | Number of Times Recovered. | Number of Times Improved. | Number of Times Unimproved. | Died. | Remaining in the Hospital. | TOTAL NUMBER OF PERSONS SHOWING THE SAME RESULTS. |          |         | Total of Recoveries. | Total Improved. | Total Unimproved. | Total Died in Hospital. | Total Remaining in Hospital. |
|---------------------------|-------------------------------|----------|---------|----------------------------|---------------------------|-----------------------------|-------|----------------------------|---|----------|---------|----------------------|-----------------|-------------------|-------------------------|------------------------------|
|                           | Males.                        | Females. | Totals. |                            |                           |                             |       |                            | Males.  | Females. | Totals. |                      |                 |                   |                         |                              |
| Twelve, . . . . .         | 2                             | 2        | 4       | 8                          | 3                         | 1                           | 1     | 1                          | 1   | 1        | 1       | 8                    | 3               | 1                 | 1                       | 1                            |
| Thirteen, . . . . .       | 2                             | 1        | 3       | 11                         | 1                         | 1                           | 1     | 1                          | 1   | 1        | 1       | 11                   | 1               | 1                 | 1                       | 1                            |
| Fourteen, . . . . .       | 1                             | 2        | 3       | 5                          | 6                         | 2                           | 1     | 1                          | 1   | 1        | 1       | 5                    | 6               | 2                 | 1                       | 1                            |
| Fifteen, . . . . .        | 1                             | 2        | 3       | 14                         | 3                         | 1                           | 1     | 1                          | 1   | 1        | 1       | 14                   | 3               | 1                 | 1                       | 1                            |
| Sixteen, . . . . .        | 1                             | 1        | 2       | 10                         | 2                         | 1                           | 1     | 1                          | 1   | 1        | 1       | 10                   | 2               | 1                 | 1                       | 1                            |
|                           |                               |          |         | 15                         | 1                         | 1                           | 1     | 1                          | 1   | 1        | 1       | 15                   | 1               | 1                 | 1                       | 1                            |
|                           |                               |          |         | 14                         | 1                         | 1                           | 1     | 1                          | 1   | 1        | 1       | 14                   | 1               | 1                 | 1                       | 1                            |
|                           |                               |          |         | 14                         | 1                         | 1                           | 1     | 1                          | 1   | 1        | 1       | 14                   | 1               | 1                 | 1                       | 1                            |
|                           |                               |          |         | 12                         | 3                         | 1                           | 1     | 1                          | 1   | 1        | 1       | 12                   | 3               | 1                 | 1                       | 1                            |
|                           |                               |          |         | 10                         | 5                         | 1                           | 1     | 1                          | 1   | 1        | 1       | 10                   | 5               | 1                 | 1                       | 1                            |



27.— *Subsequent History, to Sept. 30, 1887, of 1,134 Persons who have been discharged from the Hospital as recovered on their Only Admission or on their Last Readmission.*

|  | Males. | Females. | Totals. |
|--|--------|----------|---------|
| Remained well and living at time of reply,                       | 164    | 146      | 310     |
| Remained well through life, . . . . .                            | 113    | 136      | 249     |
| Relapsed and readmitted to this hospital, .                      | 2      | 1        | 3       |
| Relapsed, admitted to other hospitals, and died there, . . . . . | 27     | 27       | 54      |
| Relapsed, admitted to other hospitals, and discharged, . . . . . | 35     | 32       | 67      |
| Relapsed, admitted to other hospitals, and there now, . . . . .  | 13     | 20       | 33      |
| Relapsed and died at home, . . . . .                             | 48     | 54       | 102     |
| Relapsed and died at almshouse, . . . . .                        | 24     | 16       | 40      |
| Relapsed and living at almshouse, . . . . .                      | 9      | 3        | 12      |
| Relapsed and living at home, . . . . .                           | 22     | 29       | 51      |
| Relapsed and nothing more known, . . . . .                       | 9      | 1        | 10      |
| Suicides, . . . . .  | 26     | 14       | 40      |
| Relapsed and died in Andersonville Prison,                       | 1      | —        | 1       |
| Totals, . . . . .  | 493    | 479      | 972     |
| No information, . . . . .  | —      | —        | 162     |
|  | 493    | 479      | 1,134   |

*Residence of Town Patients admitted to the Hospital from  
Oct. 1, 1891, to Sept. 30, 1892.*

| TOWNS.                    | No. | TOWNS.                 | No. |
|---------------------------|-----|------------------------|-----|
| Ayer, . . . . .           | 1   | Northbridge, . . . . . | 1   |
| Athol, . . . . .          | 2   | Natick, . . . . .      | 1   |
| Belchertown, . . . . .    | 1   | Oakham, . . . . .      | 1   |
| Boston, . . . . .         | 22  | Pittsfield, . . . . .  | 1   |
| Blackstone, . . . . .     | 2   | Somerville, . . . . .  | 9   |
| Brookfield, . . . . .     | 1   | Southbridge, . . . . . | 1   |
| Cambridge, . . . . .      | 16  | Sutton, . . . . .      | 1   |
| Clinton, . . . . .        | 2   | Sturbridge, . . . . .  | 1   |
| Chelsea, . . . . .        | 3   | Salem, . . . . .       | 1   |
| Fitchburg, . . . . .      | 1   | Templeton, . . . . .   | 1   |
| Framingham, . . . . .     | 1   | Worcester, . . . . .   | 23  |
| Gardner, . . . . .        | 1   | Waltham, . . . . .     | 3   |
| Littleton, . . . . .      | 1   | Watertown, . . . . .   | 1   |
| Lancaster, . . . . .      | 2   | Webster, . . . . .     | 2   |
| Lowell, . . . . .         | 14  | Winchendon, . . . . .  | 1   |
| Milford, . . . . .        | 2   | Wellesley, . . . . .   | 2   |
| Millbury, . . . . .       | 1   | Westford, . . . . .    | 2   |
| No. Brookfield, . . . . . | 1   |                        |     |
| Newton, . . . . .         | 3   | Total, . . . . .       | 129 |
| <hr/>                     |     |                        |     |
| Natives, . . . . .        |     |                        | 71  |
| Foreigners, . . . . .     |     |                        | 58  |
| Total, . . . . .          |     |                        | 129 |

*State Patients admitted to the Hospital from Oct. 1, 1891,  
to Sept. 30, 1892.*

|                             |     |
|-----------------------------|-----|
| State natives, . . . . .    | 186 |
| State foreigners, . . . . . | 231 |
| State unknown, . . . . .    | 2   |
| Total, . . . . .            | 419 |

*Residence of Private Patients admitted to the Hospital from Oct. 1, 1891, to Sept. 30, 1892.*

| TOWNS.                  | No. | TOWNS.                  | No. |
|-------------------------|-----|-------------------------|-----|
| Arlington, . . . . .    | 1   | Somerville, . . . . .   | 2   |
| Ayer, . . . . .         | 1   | Springfield, . . . . .  | 1   |
| Boston, . . . . .       | 19  | Stockbridge, . . . . .  | 1   |
| Brookline, . . . . .    | 2   | Southbridge, . . . . .  | 1   |
| Barre, . . . . .        | 1   | Spencer, . . . . .      | 1   |
| Cambridge, . . . . .    | 4   | Toledo, Ohio, . . . . . | 1   |
| Dudley, . . . . .       | 1   | Uxbridge, . . . . .     | 2   |
| Fitchburg, . . . . .    | 2   | Upton, . . . . .        | 1   |
| Gardner, . . . . .      | 3   | Weston, . . . . .       | 1   |
| Harvard, . . . . .      | 1   | Woburn, . . . . .       | 1   |
| Hanson, . . . . .       | 1   | Winchendon, . . . . .   | 1   |
| Lowell, . . . . .       | 3   | Winchester, . . . . .   | 1   |
| Leominster, . . . . .   | 2   | Waltham, . . . . .      | 2   |
| Newton, . . . . .       | 2   | Worcester, . . . . .    | 15  |
| Northborough, . . . . . | 1   | Ware, . . . . .         | 1   |
| Northbridge, . . . . .  | 3   |                         |     |
| Oxford, . . . . .       | 2   | Total, . . . . .        | 82  |
| Paxton, . . . . .       | 1   |                         |     |
| <hr/>                   |     |                         |     |
| Natives, . . . . .      |     |                         | 61  |
| Foreigners, . . . . .   |     |                         | 21  |
|                         |     |                         | —   |
| Total, . . . . .        |     |                         | 82  |



## LIST OF PERSONS

EMPLOYED IN THE WORCESTER LUNATIC HOSPITAL, SEPT. 30, 1892.

|   |                               |            |
|---|-------------------------------|------------|
| Superintendent and physician, per year, | . . . . .                     | \$3,000 00 |
| Assistant physician,                    | “ “ . . . . .                 | 1,500 00   |
| Assistant physician,                    | “ “ . . . . .                 | 1,000 00   |
| Assistant physician,                    | “ “ . . . . .                 | 1,000 00   |
| Assistant physician,                    | “ “ . . . . .                 | 900 00     |
| Assistant physician,                    | “ “ . . . . .                 | 800 00     |
| Steward,                                | “ “ . . . . .                 | 1,200 00   |
| Matron,                                 | “ “ . . . . .                 | 500 00     |
| Treasurer,                              | “ “ . . . . .                 | 500 00     |
| Clerk,                                  | “ “ . . . . .                 | 600 00     |
| Clerk,                                  | per month, . . . . .          | 25 00      |
| Supervisor (male),                      | “ “ . . . . .                 | 45 00      |
| Supervisor (female),                    | “ “ . . . . .                 | 30 00      |
| Assistant supervisors (male, two),      | “ “ . . . . .                 | 35 00      |
| Assistant supervisors (female, two),    | “ “ . . . . .                 | 25 00      |
| Marker of clothing,                     | “ “ . . . . .                 | 18 00      |
| Seamstresses,                           | “ “ . . . . .                 | 18 00      |
| Attendants (male, thirty-five),         | \$23.00 to \$25.00 per month. |            |
| Attendants (female, forty-four),        | \$14.00 to \$18.00 per month. |            |
| Night attendants (male, four),          | \$25.00 to \$28.00 per month. |            |
| Night attendants (female, four),        | per month, . . . . .          | 18 00      |
| Baker,                                  | “ “ . . . . .                 | 45 00      |
| Assistant bakers (two),                 | “ “ . . . . .                 | 25 00      |
| Storekeeper,                            | “ “ . . . . .                 | 35 00      |
| Office girl,                            | “ “ . . . . .                 | 16 00      |
| Kitchen man,                            | “ “ . . . . .                 | 35 00      |
| Cook,                                   | “ “ . . . . .                 | 25 00      |
| Cook,                                   | “ “ . . . . .                 | 22 00      |
| Laundry man,                            | “ “ . . . . .                 | 30 00      |
| Laundress,                              | “ “ . . . . .                 | 20 00      |
| Assistant laundry man,                  | “ “ . . . . .                 | 25 00      |

|  |          |
|--|----------|
| Laundry girls (six), \$14.00 to \$18.00 per month.   |          |
| House girls (seven), per month, . . . . .            | \$14 00  |
| Kitchen girls (three), \$14.00 to \$16.00 per month. |          |
| Scullery man, per month, . . . . .                   | 25 00    |
| Carpenters (two), \$2.50 and \$3.00 per day.         |          |
| Painters (three), \$2.50 per day.                    |          |
| Plumber, per year, . . . . .                         | 900 00   |
| Mason, per year, . . . . .                           | 1,000 00 |
| Helper, per month, . . . . .                         | 30 00    |
| Engineer, per year, . . . . .                        | 1,000 00 |
| Firemen (two), \$40.00 and \$45.00 per month.        |          |
| Farmer, per year, . . . . .                          | 1,000 00 |
| Housekeepers (two farm houses), per month, . . . . . | 14 00    |
| Farm laborers (eight), \$15.00 to \$30.00 per month. |          |
| Farm watchman, per month, . . . . .                  | 40 00    |
| Gardener, " " . . . . .                              | 50 00    |
| Florist, " " . . . . .                               | 45 00    |
| Coachman, " " . . . . .                              | 25 00    |
| Expressman, " " . . . . .                            | 27 00    |
| Basement and yard man, " " . . . . .                 | 25 00    |

## SUMMARY OF FARM ACCOUNT

FOR TWELVE MONTHS, ENDING SEPT. 30, 1892.

| DR.  |             |
|--|-------------|
| Blacksmithing, . . . . .                           | \$202 05    |
| Bread, etc., . . . . .                             | 180 00      |
| Butter, . . . . .                                  | 366 72      |
| Current expenses, . . . . .                        | 53 86       |
| Fertilizers, . . . . .                             | 576 21      |
| Furnishings, . . . . .                             | 190 11      |
| Fuel and lights, . . . . .                         | 133 23      |
| Grain and meal, . . . . .                          | 4,125 80    |
| Groceries, etc., . . . . .                         | 460 10      |
| Hay and pasturage, . . . . .                       | 140 00      |
| Labor, . . . . .                                   | 36 42       |
| Live stock, . . . . .                              | 2,258 00    |
| Meats, . . . . .                                   | 717 15      |
| Repairs, . . . . .                                 | 203 07      |
| Seeds, . . . . .                                   | 170 15      |
| Sugar, . . . . .                                   | 96 67       |
| Tools, . . . . .                                   | 35 76       |
| Water, . . . . .                                   | 43 16       |
| Wages, . . . . .                                   | 4,026 37    |
| Rent of Howe farm, . . . . .                       | 300 00      |
| Net gain for year ending Sept. 30, 1892, . . . . . | 7,287 12    |
|  | \$21,601 95 |

| CR.   |            |
|---|------------|
| 1,298 barrels apples, . . . . .                 | \$1,288 00 |
| 674 bunches asparagus, . . . . .                | 67 40      |
| 200 bushels ashes sent Hillside farm, . . . . . | 12 00      |
| 85 bushels shell beans, . . . . .               | 85 00      |
| 41 quarts shelled beans, . . . . .              | 4 10       |
| 63 bushels string beans, . . . . .              | 47 25      |
| 24 bushels beets, . . . . .                     | 16 50      |
| 2,029 pounds beef, . . . . .                    | 164 65     |
| 116 barrels cabbages, . . . . .                 | 93 25      |
| 13,998 pounds cabbages, . . . . .               | 139 98     |
| 2,100 bunches celery, . . . . .                 | 159 90     |

|   |             |
|---|-------------|
| 3,565 gallons cider, . . . . .                            | \$285 20    |
| 88 bushels and 43 dozen cucumbers, . . . . .              | 55 38       |
| 55 pounds cauliflower, . . . . .                          | 2 20        |
| 170 barrels green corn, . . . . .                         | 255 00      |
| 2,138 quarts currants, . . . . .                          | 171 04      |
| 296 pounds chicken, . . . . .                             | 59 20       |
| 12 $\frac{1}{4}$ dozen egg plant, . . . . .               | 11 76       |
| 483 $\frac{1}{8}$ dozen eggs, . . . . .                   | 120 69      |
| Grain sent Hillside farm, . . . . .                       | 759 70      |
| 23 gallons oil sent Hillside farm, . . . . .              | 1 82        |
| 36,355 pounds hay, . . . . .                              | 363 55      |
| 17 bushels herbs, . . . . .                               | 17 00       |
| 4,03 $\frac{1}{4}$ heads lettuce, . . . . .               | 91 61       |
| 87 melons, . . . . .                                      | 8 70        |
| 293,496 quarts milk, . . . . .                            | 11,739 84   |
| 550 bushels onions, . . . . .                             | 550 00      |
| 224 bushels parsnips, . . . . .                           | 113 50      |
| 2 bushels peppers, . . . . .                              | 2 00        |
| 177 bushels pears, . . . . .                              | 177 00      |
| 82 bushels pease, . . . . .                               | 110 00      |
| 33 baskets peaches, . . . . .                             | 33 00       |
| 145 bushels ruta-bagas, . . . . .                         | 72 50       |
| 80 pounds horse radish, . . . . .                         | 8 00        |
| 6,105 pounds rhubarb, . . . . .                           | 91 87       |
| 745 $\frac{5}{8}$ dozen radishes, . . . . .               | 44 75       |
| 44,974 pounds winter squash, . . . . .                    | 343 20      |
| 49 $\frac{1}{8}$ dozen summer squash, . . . . .           | 11 80       |
| 2 bushels salsify, . . . . .                              | 6 00        |
| 2,045 quarts strawberries, . . . . .                      | 245 40      |
| 424 bushels tomatoes, . . . . .                           | 150 40      |
| 127 bushels turnips, . . . . .                            | 50 80       |
| Use of teams for drawing, . . . . .                       | 622 00      |
| Cash received for use of team, . . . . .                  | 3 00        |
| Cash received for Premium Agricultural Society, . . . . . | 7 00        |
| Cash received for live stock, . . . . .                   | 893 10      |
| Cash received for load muck, . . . . .                    | 2 00        |
| Cash received for plank, . . . . .                        | 1 08        |
| Cash received for sand, . . . . .                         | 25 50       |
| Cash received for bones, . . . . .                        | 21 25       |
| Cash received for wood, . . . . .                         | 103 75      |
| Cash received for 29,387 pounds pork, . . . . .           | 1,892 33    |
|   | <hr/>       |
|   | \$21,601 95 |

## PRODUCTS OF THE FARM

ON HAND OCT. 1, 1892, AND NOT DELIVERED AT THE HOSPITAL.

---

|                          |              |
|--------------------------|--------------|
| Apples, . . . . .        | 395 barrels. |
| Apples, cider, . . . . . | 700 bushels. |
| Beans, shell, . . . . .  | 10 bushels.  |
| Beets, . . . . .         | 250 bushels. |
| Cabbage, . . . . .       | 5,000 heads. |
| Cauliflower, . . . . .   | 150 pounds.  |
| Celery, . . . . .        | 3,000 heads. |
| Corn fodder, . . . . .   | 30 tons.     |
| Corn, . . . . .          | 600 bushels. |
| Corn, sweet, . . . . .   | 10 barrels.  |
| Corn, pop, . . . . .     | 4 barrels.   |
| Carrots, . . . . .       | 50 bushels.  |
| Ensilage, . . . . .      | 70 tons.     |
| Hay and rowen, . . . . . | 225 tons.    |
| Leeks, . . . . .         | 100          |
| Parsley, . . . . .       | 5 bushels.   |
| Peppers, . . . . .       | 1 bushel.    |
| Parsnips, . . . . .      | 200 bushels. |
| Pears, . . . . .         | 10 bushels.  |
| Salsify, . . . . .       | 10 bushels.  |
| Turnips, . . . . .       | 600 bushels. |
| Tomatoes, . . . . .      | 150 bushels. |
| Squash, . . . . .        | 12 tons.     |
| Ruta-bagas, . . . . .    | 100 bushels. |
| Hay, swale, . . . . .    | 10 tons.     |













